

**MecALAC**

**MCR**  
SERIES



**MCR**  
SERIES **MecALAC**



**SPEED**



**PRODUCTIVITY**



**360° COMPACTNESS**



6.MCR

8.MCR

10.MCR



**MCR** SERIES

**THE SPEED OF A LOADER...  
...COMBINED WITH THE  
ROTATION OF AN EXCAVATOR**



6.8.10 MCR

# Switch to PRODUCTIVITY





+





# 6.8.10 MCR

## 360° PROFITABILITY IT PAYS TO WORK WITH MECALAC

*“Our strength? Offering each client the most efficient solution. A deep analysis of users’ work process allows us to provide the right industrial and versatile answer to their requests. This approach allows offering better fitted machines based on the real needs of the jobsite. At Mecalac, design has always been part of our creation process. It is a strong and strategic component of our brand identity and products and is not limited to mere aesthetics. Our design is functional and secure.”*

*Patrick Brehmer,  
Head of Marketing,  
Product Management & Design*

### **+100% TRAVELING SPEED**

Our MCR excavators can go up to **10 km/h (6.2 mph)** to help you eliminate non-added value from your jobsite. Reducing traveling times compared to other excavators translates into more productivity, optimization of your fleet and a better utilization rate of your machine.

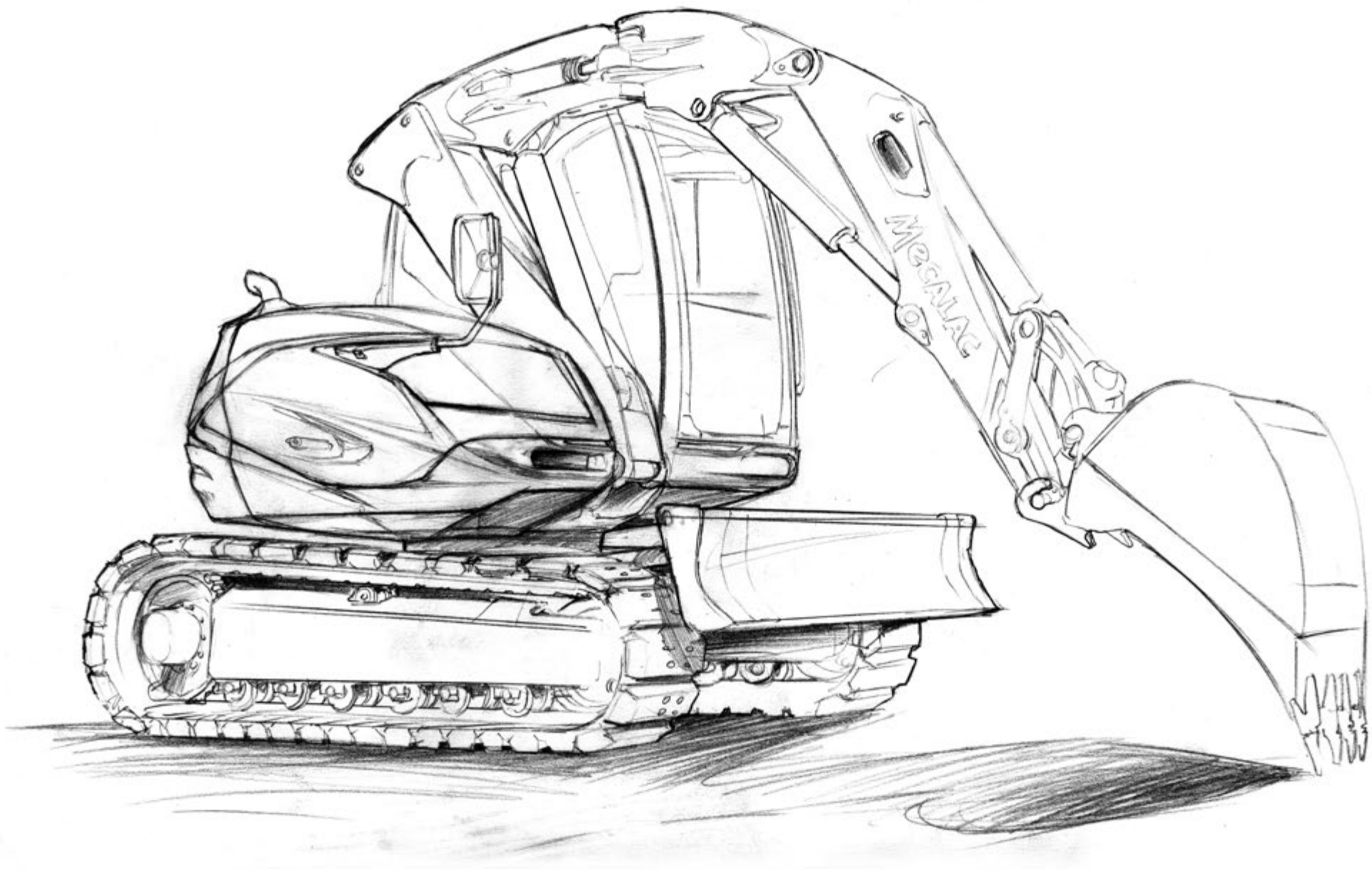
### **+77% M<sup>3</sup> LOADED AT EACH BUCKET**

MCR excavators can work efficiently with loader buckets. The 8MCR maximum bucket capacity for instance equals **0.53m<sup>3</sup> (0.69yd<sup>3</sup>)**, that is the bucket size of a **12t** excavator. The 10MCR can handle a **0.75m<sup>3</sup> (0.98yd<sup>3</sup>)** bucket. That means +77%<sup>m<sup>3</sup></sup> moved at once compared to traditional excavators. Plus loader buckets allow you to spread material or fine grade ground level in one pass only, thus drastically reducing your total cycle time.

### **-35% SWING RADIUS**

A 8MCR features a total swing radius of 2698mm (8'10"); this equals the **total radius of a 2 t excavator**. MCR excavators offer a true 360° compact radius, not only to the rear (1254mm-4'1"), but also to the front (1444mm-4'9"). Because it makes no sense to have a compact rear radius if the front is not and does not let you swing in tight areas.







## PERFORMANCE

# Switch to SPEED

### 100% FASTER THAN ANY SMALL EXCAVATOR

MCRs are fast and efficient. You can travel up to 10km/h (6.2mph), which is **2x faster** than any small excavator. Considering all the time spent by small excavators traveling across the jobsite, this translates automatically into shorter cycle times, and less non added-value moments for co-workers waiting for the excavator to arrive.

### MOVING UP TO 0.75M<sup>3</sup> AT 10KM/H

MCRs are not only about going fast. They are about being able to move more m<sup>3</sup> AND faster than any traditional excavator. Our hydrostatic transmission motors are strong enough to take on any job. Resting the bucket against the blade ensures there is no constraints on the boom and stick.

# THAT'S MECALAC UNIQUE INNOVATION IN MOTION



  
**10KM/H**  
**6.2 MPH**







## PERFORMANCE

# DRIVING WITH THE JOYSTICK

## MOBILITY AT THE TIP OF YOUR FINGERS

If you need to go across quite a distance, or simply if you prefer, you can drive your machine with the left joystick, just by selecting the skid mode. This allows you to seat comfortably while driving, improve manoeuvrability and precision. Plus driving with the joystick is an easy and intuitive way to move a machine.





## PERFORMANCE

# Switch to **PRODUCTIVITY** **MOVE MORE AT EACH BUCKET**

### THE RIGHT BUCKET SIZE FOR FAST WORKS


Would you keep your 0.30 m<sup>3</sup> (0.39 yd<sup>3</sup>) bucket if you could use a 0.53 m<sup>3</sup> (0.69 yd<sup>3</sup>) one?

Equip your MCR with a skid bucket to reduce the number of passes needed for loading a truck, or to spread the dirt directly into the trench while moving forward to refill it. Not mentioning site finitions: there is nothing quicker and easier than being able to fine grade the ground level like a compact loader. This is another example of how you can reduce drastically your total cycle times. You need to push big loads? Not an issue! Place the skid bucket against the blade and push; the force from the undercarriage is transmitted directly to the bucket, thus increasing your loading capacities.





**LESS BOOM  
MOVEMENTS  
> FASTER**






## PERFORMANCE

# Switch to 360° COMPACTNESS

### WHY WOULD YOU INVEST IN SOMETHING SMALLER IF IT IS STILL CUMBERSOME?

When you work in a tight congested worksite, it's tight. Not only at the rear, but all around. It's the same for our excavators; they are compact, at the back but also and above all at the front. It's only with a true 360° compactness that you can get the full advantages of a compact machine that are the maneuverability and also the stability. When you can pull the boom fully backwards, there is no weight at the front that makes you lose balance.





PERFORMANCE

**COMPACT  
AT THE BACK  
BUT ALSO  
AND ABOVE  
ALL AT  
THE FRONT**





## PERFORMANCE

# THERE IS NO TASK A MECALAC BOOM CANNOT PERFORM

## THE RIGHT KINEMATICS FOR ALL WORKS

Quick, precise trench digging, close to a wall or parallel to the machine, lifting loads, laying pallets over an obstacle or underground... whatever the challenge, an MCR excavator can handle it and bring solutions to complex jobsite conditions and logistics.





## PERFORMANCE

# LIFTING POWER & AMPLITUDE

### THE RIGHT KINEMATICS FOR BIG LOADS

The famous patented Mecalac boom folds 130° backwards to offer maximum stability, acting as a natural counterweight. This results in optimum lifting and handling performances. Mecalac MCR diggers can lift 40% of their own weight. Just because they are the only small excavators with the boom at the side of the cab, and not at the front. In addition to that, this kinematics allows you to work close to the machine while still offering a great reach. No need to choose between a short or long stick; the standard Mecalac boom can do it all. Plus the unique built-in offset boom gives you an absolute best-in-class left and right offset, making it possible to work parallel to the machine, outside the machine width.






# OUR VISION: A SINGLE MACHINE





**THE SPEED OF A LOADER...  
COMBINED WITH THE  
ROTATION OF AN EXCAVATOR**





6.8.10 MCR

# USER FRIENDLY

- Easy operation
- Peace of mind
- Easy tool changes CONNECT
- Easy service



MOCALAC



**1 BUTTON**  
3 MODES

**100%**  
**MECALAC**  
**PATENT**



**USER-FRIENDLY**

# **EASY OPERATION**

## **EXCAVATOR OR LOADER IN ONE SWITCH**

*Thanks to the main selector, the operator can control and use his excavator like a loader, boosting his productivity.*

The MCR Series are able to use skid and loader buckets, in the reversed position. This means you can push and load much bigger volumes. The bucket is supported against the blade so that the force of the thrust is transmitted directly from the undercarriage to the bucket. Operation is performed more accurately using the joystick, like on a loader. You can also work with compact loaders' attachments to get more versatility.

## **BUCKET REVERSE FUNCTION**

*The bucket changes, not your habits.*

You want to switch to the loader bucket, in the reversed position, but not your operating habits? It's really not a problem. We've added a switch, so that you don't need to change the way you open and close your buckets. Press the bucket reverse switch, and keep your habits. The machine switches controls for you.

## **CYLINDERS COUPLING FUNCTION**

*The flexibility of an adjustable boom combined with the ease of operation of a monoboom.*

This patented function allows to synchronize the boom cylinders for an easier coordination of boom movements. It makes digging and loading easy, regardless of whether the operator is a novice or experienced; this is just another example of the many smart features developed just for you.





TOTAL  
VISIBILITY  
**5M<sup>2</sup>**  
54FT<sup>2</sup>



USER-FRIENDLY

# A CAB WORTHY OF YOU

## COMPACTNESS DOES NOT MEAN THAT YOU SHOULD FEEL PACKED

*See further beyond: piece of mind, enhanced safety and focus.*

Working efficiently while constantly checking what's going around on the jobsite is a big responsibility. That's why we've made the operator's line of vision a priority. The hoods are kept low, especially at the rear. And you can slide and store above you the split-configuration windshield, either completely or partially, to keep contact with the jobsite. Plus we've added new cameras for you.

Having one compact machine able to do the work of two in an urban cluttered jobsite is your best ally to reduce collision risks, accidents and to lessen traffic congestion in the immediate areas. MCR are flexible and agile, and reduce the need for constant manual intervention from a colleague on the ground.

*You deserve a real cab, not a mini compact one.*

Who said that on small excavators comfort should be downgraded? Certainly not Mecalac. The MCR Series feature the possibility to have a pneumatic and heated comfortable seat, a retractable seatbelt, MP3 radio with bluetooth and more. Whichever option you choose, you'll get a spacious cab, with sufficient legroom and optimum visibility and with a standard 2-piece windshield.

The new MCR monitor is worth those of bigger excavators. The large color-screen display will keep you updated of all the needed information, with no visibility interference due to the sun light. The MCR also features a whole new set of options for your comfort.





# CONNECT LOCKED WITH VERSATILITY

**SAFER AND VERSATILE LIKE  
NO OTHER. MECALAC  
INTRODUCES CONNECT, ITS  
PATENTED QUICK COUPLER,  
NOTABLE FOR ITS LIGHTNESS,  
INTEGRATION, USER-  
FRIENDLINESS, REVERSABILITY  
AND ITS PERFECT SAFETY**

Controlled from the cab, there is no risk of losing the tool while it is being connected or while in operation. It is equipped with a detection system that warns the driver if the tool is improperly secured (with visual and audible signals). It is also reversible and has an automatic play-compensation function, making the CONNECT quick coupler the ultimate connection between tool and machine!











## USER-FRIENDLY

# 100% EASY REACH MAINTENANCE

### REDUCING DOWNTIME

Ground level maintenance is useful, only if coupled with an easy access to all components. The MCR Series have been designed from the start with maintenance considerations in mind. Because compactness does not mean you can't reach service points easily. Quick maintenance translates into less downtime and therefore more productivity.

### 360° SOLUTIONS FOR REDUCING FUEL CONSUMPTION

Built-in fuel savers are evident solutions to reduce your fuel consumption. You'll get these with Mecalac MCR excavators, such as the automatic low idle, the automatic engine shutdown or a fan on-demand. But there are also wider solutions: like optimizing machine utilization rate for instance. Having a machine able to carry out the work of two different products allows you to remove one machine from the jobsite, therefore further reduce service and overall operating costs.





## SERVICES

# PERFORMANCE, PROFITABILITY, LONGEVITY

DISCOVER OUR SERVICES

## MECALAC PREMIUM LUBRICANTS

Premium lubricants to get the best out of your machines:

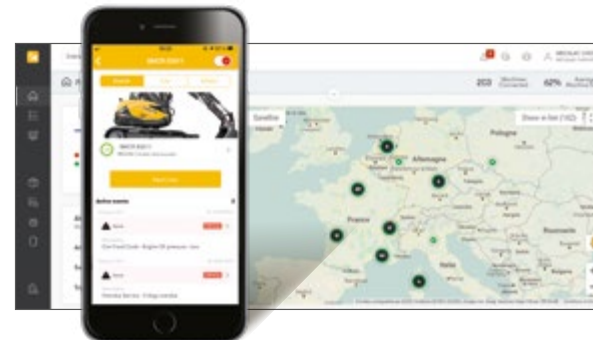
- Extended machine life
- Extended warranty and extended oil change intervals
- All-weather efficiency



## MY MECALAC CONNECTED SERVICES

To optimise the use of its machines, MECALAC offers a range of telematics services:

- Remote fleet management
- Access to all machine usage data of the machines
- Limited machine downtime thanks to preventive maintenance





## MECALAC GENUINE PARTS

Only genuine MECALAC parts ensure optimum service life and maximum performance:

- Certified genuine parts
- Maintenance kits
- Extended warranty



## MECALAC TRAINING

Make full use of the full potential of your Mecalac machines:

- Efficient use
- Individual coaching
- Intensive practice



## MECALAC FINANCIAL SOLUTIONS

A complete range of financial products and associated services to meet your specific needs:

- Machine purchase
- Machine rental
- Competitive rates



## WARRANTY EXTENSIONS

Our solutions are well-adapted to your needs to maximise the life of your machines:

- Customised contracts
- Peace of mind
- Controlled expenses



The list of services offered may vary depending on your country. Consult your local Mecalac dealer for details.



6.8.10 MCR

# SET UP YOUR MCR

The MCR comes standard equipped with a number of features, while at the same time remaining attentive to the specifications required by various different types of customers: landscape and earthwork contractors, public works professionals, local authorities, etc. So, from the color scheme to the choice of tracks, heating/AC or cameras, not to mention to the various attachments, buckets, and hydraulic tools which can be used, there are many different ways to tailor your MCR to your brand and business.



## CUSTOM COLORS

You wish to get your MCR with your brand colors?  
Customize your Mecalac with your own RAL color codes.

Color examples



## TRACKS

### RUBBER TRACKS WIDTH

6MCR: 400mm (16 in)  
8MCR and 10MCR: 450mm (18 in)

### STEEL TRACKS WIDTH

6MCR - 8MCR - 10MCR: 400mm (16 in)

## TECHNOLOGIE

*MyMecalac Connected Services* (Telematics)



Standard and optional equipment may vary.  
Consult your Mecalac dealer for details.

## CAB - COMFORT AND SAFETY

Heating and air conditioning (increases cab height)
Rotating beacon
Front working light (standard)
Additional front working light
Rear working light
Integrated steel roof protection (standard)
MP3 Bluetooth radio with 2 speakers
Cab rain protector
Roof window sunshade (standard)
Heated pneumatic seat
12V Plug (standard)
Hydraulic continuous flow (standard)
Traveling direction inversion switch
ISO/SAE control pattern switch
Swing pedal (for loader mode)
LED beacon
Anti-theft system (electronic, with keys)
Overload warning alarm
Side camera (standard for 10MCR)
Rear camera
Road lights, front and rear (Italian homologation)
Travel alarm
Travel alarm, white noise type
Mirrors, left and right (standard)

## OIL

Biologic hydraulic oil (HLP 46)
Mineral hydraulic oil for cold weather (ISO 32)
Mineral hydraulic oil for hot weather (ISO 68)
Mineral hydraulic oil for very hot weather (ISO 100)

## AUXILIARY LINES

Additional auxiliary line
Additional proportional auxiliary line (for rotating clamshells or other functions)
Hammer return line

## ANTI-DROP SAFETY VALVES

1 anti-drop safety valve on boom (standard)
3 anti-drop safety valve on boom, intermediate boom and stick
4 anti-drop safety valve on boom, intermediate boom, stick and bucket

## CLAMSHELL BUCKET ADAPTATION

### QUICK COUPLER

Mecalac CONNECT hydraulic quick coupler - without hook (standard)
Mecalac CONNECT hydraulic quick coupler - with hook
Device for the Direct Coupling of tools on dipperstick ("pin-on") with pins, in-cab switch and hydraulic lines for quick couplers

## LUBRICATION

Manual centralised greasing system (greasing points gathered for the upperframe) (standard)
Manual centralised greasing system for turret and boom/stick (excluding pins for quick couplers)
Centralized, automatic lubrication for turret and boom/stick (excluding pins for quick couplers)

## ENGINE

Diesel Particulate Filter (DPF) (standard in Europe)
Automatic engine low idle (standard)
Automatic engine idle shutdown

## ELECTRIC DIESEL REFUELING PUMP WITH AUTOMATIC STOP

### ADDITIONAL COUNTERWEIGHT

6MCR: 400 kg (881 lbs)
8MCR: 425 kg (936 lbs) and 800 kg (1,763 lbs)
10MCR: 590 kg (1,300 lbs)

## ACCESSORIES MECALAC EXCLUSIVE

### DIGGING BUCKETS

6MCR	WIDTH mm (ft in)	number of teeth	VOLUME l (yd³)	WEIGHT kg (lb)
	350 (1'2")	3	100 (0.13)	121 (266)
DIGGING BUCKET with teeth	450 (1'6")	3	130 (0.17)	131 (288)
(Remove 9kg (19.8 lb) for these buckets without teeth)	600 (2')	4	185 (0.24)	150 (330)
	750 (2'5.5")	5	240 (0.31)	169 (372)
	900 (2'11")	5	300 (0.39)	185 (407)
8MCR	WIDTH mm (ft in)	number of teeth	VOLUME l (yd³)	WEIGHT kg (lb)
	350 (1'2")	3	115 (0.15)	130 (286)
DIGGING BUCKET with teeth	450 (1'6")	3	150 (0.20)	140 (308)
(Remove 9kg (19.8 lb) for these buckets without teeth)	600 (2')	4	220 (0.29)	160 (352)
	750 (2'5.5")	5	285 (0.37)	180 (396)
	900 (2'11")	5	355 (0.46)	197 (434)
10MCR	WIDTH mm (ft in)	number of teeth	VOLUME l (yd³)	WEIGHT kg (lb)
	350 (1'2")	3	150 (0.20)	204 (450)
DIGGING BUCKET with teeth	450 (1'6")	3	190 (0.25)	222 (489)
(Remove 16kg (35.2 lb) for these buckets without teeth)	600 (2')	3	275 (0.36)	255 (562)
	750 (2'5.5")	4	360 (0.49)	292 (643)
	900 (2'11")	4	450 (0.59)	328 (723)
	1200 (3'11")	5	630 (0.82)	393 (866)

### LOADER BUCKETS (SKID AND 4 X 1)

6MCR	WIDTH mm (ft in)	number of teeth	VOLUME l (yd³)	WEIGHT kg (lb)
SKID BUCKET with no teeth	2030 (6'66")	-	490 (0.64)	397 (875)
4X1 BUCKET with teeth	2030 (6'66")	6	420 (0.55)	555 (1,223)
4X1 BUCKET CONNECTION SET, 4 FLEXIBLE JOINTS	-	-	-	5 (11)
BOLTED COUNTERBLADE FOR 4X1 BUCKET	2030 (6'66")	-	-	-
8MCR	WIDTH mm (ft in)	number of teeth	VOLUME l (yd³)	WEIGHT kg (lb)
SKID BUCKET with no teeth	2100 (6'89")	-	530 (0.70)	403 (888)
SKID BUCKET 4x1 with teeth	2100 (6'89")	7	450 (0.60)	590 (1,301)
4X1 BUCKET with teeth	2100 (6'89")	7	500 (0.65)	595 (1,312)
4X1 BUCKET CONNECTION SET, 4 FLEXIBLE JOINTS	-	-	-	5 (11)
BOLTED COUNTERBLADE FOR 4X1 BUCKET with no teeth 7 boreholes - center-to-center borehole distance 320	2100 (6'89")	-	-	59 (130)
10MCR	WIDTH mm (ft in)	number of teeth	VOLUME l (yd³)	WEIGHT kg (lb)
SKID BUCKET with no teeth	2300 (7'6.5")	-	750 (1.00)	488 (1,076)
4X1 BUCKET with teeth	2300 (7'6.5")	7	570 (0.75)	726 (1,600)
4X1 BUCKET CONNECTION SET, 4 FLEXIBLE JOINTS	-	-	-	5 (11)
BOLTED COUNTERBLADE FOR 4X1 BUCKET with no teeth 7 boreholes - center-to-center borehole distance 360	2300 (7'6.5")	-	-	65 (143.5)

### NARROW BUCKET

6MCR - 8MCR - 10MCR	WIDTH mm (ft in)	number of teeth	VOLUME l (yd³)	WEIGHT kg (lb)
NARROW BUCKET	300 (1')	3	80 (0.10)	219 (483)

### DIGGING BUCKET WITH GRAPPLE

6MCR	WIDTH mm (ft in)	VOLUME l (yd³)	WEIGHT kg (lb)
GRAPPLE BUCKET, Specifications: 2 hydraulic thumbs	750 (2'5")	240 (0.31)	284 (626)
8MCR	WIDTH mm (ft in)	VOLUME l (yd³)	WEIGHT kg (lb)
GRAPPLE BUCKET, Specifications: 2 hydraulic thumbs	750 (2'5")	285 (0.37)	304 (670)
10MCR	WIDTH mm (ft in)	VOLUME l (yd³)	WEIGHT kg (lb)
GRAPPLE BUCKET, Specifications: 2 hydraulic thumbs	900 (2'11")	450 (0.59)	492 (1085)

### MECALAC MR40 & MR50 TILTROTATOR

6MCR	Specifications	PIN to PIN HEIGHT mm (ft in)	ROTATION TORQUE Nm (lbf.ft)	WEIGHT kg (lb) 1xCONNECT
MR40 TILTROTATOR no grab	Twin CONNECT configuration, 2x 40° 2 low-flow auxiliary functions	574,9 (1'12")	3900 (2,876)	280 (617)
MR40 TILTROTATOR with grab module	Twin CONNECT configuration, 2x 40° 1 low-flow auxiliary function	574,9 (1'12")	3900 (2,876)	330 (727)
8MCR - 10MCR	Specifications	PIN to PIN HEIGHT mm (ft in)	ROTATION TORQUE Nm (lbf.ft)	WEIGHT kg (lb) 1xCONNECT
MR50 TILTROTATOR no grab	Twin CONNECT configuration, 2x 40° 2 low-flow auxiliary functions	639 (2'1")	6600 (4,868)	400 (882)
MR50 TILTROTATOR with grab module	Twin CONNECT configuration, 2x 40° 1 low-flow auxiliary function	639 (2'1")	6600 (4,868)	468 (1,032)

### MECALAC TILTROTATOR DEDICATED GRADING BUCKET

6MCR	Specifications	WIDTH mm (ft in)	VOLUME l (yd³)	WEIGHT kg (lb)
GRADING BUCKET for TILTROTATOR MR40	Dedicated bucket for finishing works	1200 (3'11")	280 (0.37)	198 (436)
BOLTED COUNTERBLADE for GRADING BUCKET	borehole center-to-center distance 152.4 mm (6 in)	1200 (3'11")	-	28 (61.7)
8MCR - 10MCR	Specifications	WIDTH mm (ft in)	VOLUME l (yd³)	WEIGHT kg (lb)
GRADING BUCKET for TILTROTATOR MR50	Dedicated bucket for finishing works	1300 (4'3")	340 (0.44)	246 (542)
BOLTED COUNTERBLADE for GRADING BUCKET	Borehole center-to-center distance 152.4 mm (6 in)	1300 (4'3")	-	29,2 (64.3)
GRADING BUCKET for TILTROTATOR MR50	Dedicated bucket for finishing works	1500 (4'11")	450 (0.59)	286 (631)
BOLTED COUNTERBLADE for GRADING BUCKET	Borehole center-to-center distance 152.4 mm (6 in)	1500 (4'11")	-	43 (95)





## ACCESSORIES MECALAC EXCLUSIVE

### MECALAC MB30, MB40 & MB50 HYDRAULIC HAMMER

6MCR	Specifications	HEIGHT mm (ft in)	BLOWS per minute (bpm)	NOISE LEVEL dB	WEIGHT kg (lb)
<b>MB30</b> HYDR. HAMMER / Light application	With chisel and pyramidal type tool options	<b>1221</b> (4'0")	630-1420	125	<b>231</b> (0,509)
<b>MB40</b> HYDR. HAMMER / Heavy application	With blunt, chisel or pyramidal type tool options	<b>1374</b> (4'6")	700 - 1540	124	<b>304</b> (0,670)
8MCR - 10MCR	Specifications	HEIGHT mm (ft in)	BLOWS per minute (bpm)	NOISE LEVEL dB	WEIGHT kg (lb)
<b>MB40</b> HYDR. HAMMER / Light application	With blunt, chisel or pyramidal type tool options	<b>1374</b> (4'6")	700 - 1540	124	<b>304</b> (0,670)
<b>MB50</b> HYDR. HAMMER / Heavy application	With blunt, chisel or pyramidal type tool options	<b>1494</b> (4'11")	700 - 1440	123	<b>365</b> (0,805)

### TILT DITCH CLEANING BUCKET

6MCR	Specifications	WIDTH mm (ft in)	VOLUME l (yd³)	WEIGHT kg (lb)
TILT DITCH CLEANING BUCKET	2x Linear cylinders, 2x 45°	<b>1500</b> (4'11")	<b>280</b> (0.36)	<b>340</b> (749)
BOLTED COUNTER BLADE	borehole center-to-center distance 152.4 mm (6 in)	<b>1500</b> (4'11")	-	<b>43</b> (95)
8MCR	Specifications	WIDTH mm (ft in)	VOLUME l (yd³)	WEIGHT kg (lb)
TILT DITCH CLEANING BUCKET	2x Linear cylinders, 2x 45°	<b>1500</b> (4'11")	<b>321</b> (0.42)	<b>415</b> (915)
BOLTED COUNTER BLADE	borehole center-to-center distance 152.4 mm (6 in)	<b>1500</b> (4'11")	-	<b>43</b> (95)
10MCR	Specifications	WIDTH mm (ft in)	VOLUME l (yd³)	WEIGHT kg (lb)
TILT DITCH CLEANING BUCKET	2x Linear cylinders	<b>1700</b> (5'7")	<b>367</b> (0.48)	<b>485</b> (1,069)
BOLTED COUNTER BLADE	borehole center-to-center distance 152.4 mm (6 in)	<b>1700</b> (5'7")	-	<b>48</b> (106)

### DITCHING BUCKET

6MCR - 8MCR	Specifications	WIDTH mm (ft in)	VOLUME l (yd³)	WEIGHT kg (lb)
DITCH CLEANING BUCKET		<b>1500</b> (4'11")	<b>262</b> (0.34)	<b>260</b> (573)
BOLTED COUNTER BLADE	borehole center-to-center distance 160 mm (6.3 in)	<b>1500</b> (4'11")	-	-
10MCR	Specifications	WIDTH mm (ft in)	VOLUME l (yd³)	WEIGHT kg (lb)
DITCH CLEANING BUCKET		<b>1800</b> (5'11")	<b>400</b> (0.52)	<b>350</b> (771.6)
BOLTED COUNTER BLADE for DITCH CLEANING BUCKET	borehole center-to-center distance 152.4 mm (6 in)	<b>1800</b> (5'11")	-	<b>52</b> (115)

### PALLET FORK

TYPE	Specifications	WEIGHT kg (lb)
PALLET FORK	to be used with 4 safety valves	<b>351</b> (773.8)

### HYDRAULIC THUMB

6MCR	WIDTH mm (in)	number of tines	LENGTH mm (in)	WEIGHT kg (lb)
HYDRAULIC THUMB with teeth Available with the 2-piece boom with offset only	<b>270</b> (10.6)	4	<b>950</b> (37.4)	<b>74</b> (163)

### SKID STEER ADAPTER

TYPE	WEIGHT kg (lb)
ISO 24410 mounting hitch for Universal Skid steer attachments	<b>127</b> (280)

### HANDLING PLATE AND HAMMER PLATE

TYPE	Specifications	WEIGHT kg (lb)
HANDLING PLATE with hook - 6MCR, 8MCR and 10MCR	to be used with 3 safety valves	<b>64</b> (141)
HAMMER PLATE no boreholes - 6MCR, 8MCR and 10MCR	-	<b>104.5</b> (230)
HAMMER PLATE with boreholes - 8MCR and 10MCR	contact your dealer	<b>105.5</b> (233)
HAMMER PLATE with boreholes - 6MCR	contact your dealer	<b>65</b> (143)

### HANDLING JIB

6MCR - 8MCR - 10MCR	Specifications	WEIGHT kg (lb)
HANDLING JIB	length 2000 mm (6'7"), lifting capacity 400 Kg (881 lb) to be used with 4 safety valves	<b>104</b> (229)

### CLAMSHELL BUCKET SUPPORT

6MCR - 8MCR - 10MCR	Specifications	WEIGHT kg (lb)
SUPPORT PIECE FOR CLAMSHELL BUCKET - 6MCR, 8MCR and 10MCR	-	<b>67</b> (147.7)

### RIPPER TOOTH

TYPE	WEIGHT kg (lb)
RIPPER TOOTH	<b>192</b> (423)

Mecalac recommends using appropriate attachments to maximize the value customers receive from our products. Use of attachments, including buckets, which are outside of Mecalac's recommendations or specifications for weight, dimensions, flows, pressures, etc. may result in less-than-optimal performance, including but not limited to reductions in production, stability, reliability, and component durability.

# 6.8.10MCR

## TECHNICAL DATA

WEIGHT	6MCR	8MCR	10MCR
Without load, in working order, without bucket, rubber tracks, full tank of fuel and operator	5700 kg (12,600 lb)	7200 kg (15,900 lb)	9400 kg (20,700 lb)
Additional counterweight	400 kg (880 lb)	425 kg (940 lb)	590 kg (1,300 lb)
Ground Pressure with rubber tracks	width 400 mm (16 in)	width 450 mm (18 in)	width 450 mm (18 in)
	0,38 kg/cm <sup>2</sup> (5.4 lb/in <sup>2</sup> )	0,38 kg/cm <sup>2</sup> (5.4 lb/in <sup>2</sup> )	0,46 kg/cm <sup>2</sup> (6.5 lb/in <sup>2</sup> )
Ground Pressure with steel tracks	width 400 mm (16 in)	width 400 mm (16 in)	width 400 mm (16 in)
	0,39 kg/cm <sup>2</sup> (5.5 lb/in <sup>2</sup> )	0,44 kg/cm <sup>2</sup> (6.2 lb/in <sup>2</sup> )	0,53 kg/cm <sup>2</sup> (7.5 lb/in <sup>2</sup> )

ENGINE	6MCR	8MCR	10MCR
Turbocharged engine with intercooler, chilled air inlet, water-cooled, electronic control and "Common Rail" injection system. Emission technologies include an EGR valve (recirculation system), DOC (Diesel Oxidation Catalyst) and DPF (Diesel Particulate Filter)		Meets emission standards: EU Stage V / U.S. EPA Tier 4 Final*	
Diesel 4 in-line cylinders	DEUTZ TD 2.9 L4	DEUTZ TCD 2.9 L4	DEUTZ TCD 3.6 L4
Horsepower (DIN 70020)	55.4 kW (75HP) (74.3 imperial HP) at 2300 rpm	55.4 kW (75HP) (74.3 imperial HP) at 2300 rpm	55.4 kW (75HP) (74.3 imperial HP) at 2200 rpm
Engine speed			
Maximum torque	260 Nm (192 ft.lbf) at 1600 rpm	300 Nm (221 ft.lbf) at 1600 rpm	405 Nm (287 ft.lbf) at 1300 rpm
Cubic capacity	2900 cm <sup>3</sup> (177 in <sup>3</sup> )	2900 cm <sup>3</sup> (177 in <sup>3</sup> )	3600 cm <sup>3</sup> (220 in <sup>3</sup> )
Cooling	water	water	water
Air filter, cyclonic, dry, cartridge	•	•	yes
Machine external sound level	99 dB	99 dB	99 dB
Fuel tank capacity	70 l (18.5 gal)	73 l (19.3 gal)	105 l (27.7 gal)

ELECTRICAL CIRCUIT	6MCR	8MCR	10MCR
Batteries	12 V (100 AH)	12 V (100 AH)	12 V (100 AH)
Voltage	12 V	12 V	12 V
Alternator	14 V (95 A)	14 V (95 A)	14 V (95 A)
Starter	12 V (2.6 kW)	12 V ( 2.7 kW)	12 V ( 2.7 kW)

UNDERCARRIAGE	6MCR	8MCR	10MCR
Central X frame chassis. Triangular beams	•	•	•
Rubber tracks	width 400 mm (16 in)	width 450 mm (18 in)	width 450 mm (18 in)
Steel tracks	width 400 mm (16 in)	width 400 mm (16 in)	width 400 mm (16 in)
Travelling rollers/Support roller	5/1	6/1	6/1
Track tension: sprung shock absorber with grease stress chamber	•	•	•
Levelling blade actuated by a cylinder with safety valve			
- Width	2030 mm (80 in)	2100 mm (82.7 in)	2300 mm (90.6 in)
- Height	330 mm (13 in)	423 mm (16.7 in)	420 mm (16.5 in)
- Lift height/ground	358 mm (14.1 in)	377 mm (14.8 in)	468 mm (18.4 in)
- Max. depth underground	340 mm (13.4 in)	327 mm (12.9 in)	248 mm (9.8 in)

TRANSMISSION	6MCR	8MCR	10MCR
Closed circuit hydrostatic transmission <b>SENSO DRIVE</b>			
Transmission hydraulics: 1 dual variable displacement pump, automotive power control			
- Flow rate	2x100 l/min (2x26.4 gpm)	2x100 l/min (2x26.4 gpm)	2x100 l/min (2x26.4 gpm)
- Maximum pressure	330 bar (4,800 psi)	360 bar (5,220 psi)	330 bar (4,800 psi)
2 x 2 speed gear motors with automatic brakes			
Foot pedal control in excavator mode	•	•	•
Joystick control in compact loader mode			
- Tractive force	4000 daN (9,000 lbf)	5400 daN (12,150 lbf)	6800 daN (15,300 lbf)
- Travelling speed	Range I 5 kph (3.1 mph)	5 kph (3.1 mph)	5 kph (3.1 mph)
	Range II 10 kph (6.2 mph)	10 kph (6.2 mph)	9 kph (5.6 mph)

\* Environmental Protection Agency (EPA) - Depending on your local legislation

# 6.8.10MCR

## TECHNICAL DATA

HYDRAULIC SYSTEM	6MCR	8MCR	10MCR
Hydraulic oil tank	53 l (14 gal)	56 l (14.8 gal)	77 l (20.3 gal)
<b>ATTACHMENT AND ROTATION CIRCUIT</b>			
Variable displacement pump	45 cm <sup>3</sup> (2.7 in <sup>3</sup> )	63 cm <sup>3</sup> (3.8 in <sup>3</sup> )	75 cm <sup>3</sup> (4.6 in <sup>3</sup> )
<b>ACTIVE CONTROL</b> power control. "Load Sensing - Flow Sharing" type LUDV main control valve block, proportionality of functions maintained regardless of the pressure level in individual elements	7SX12	7SX12	7SX14
- Maximum flow rate	90 l/min (23.7 gpm)	120 l/min (31.7 gpm)	165 l/min (43.5 gpm)
- Maximum working pressure	280 bar (4,060 psi)	280 bar (4,060 psi)	300 bar (4,350 psi)
<b>STANDARD AUXILIARY LINE</b>			
Maximum flow available	90 l/min (23.7 gpm)	90 l/min (23.7 gpm)	140 l/min (37 gpm)
Minimum flow available	20 l/min (5.3 gpm)	20 l/min (5.3 gpm)	35 l/min (9.2 gpm)
Flow can be set via control panel (factory setting)	80 l/min (21.1 gpm)	80 l/min (21.1 gpm)	80 l/min (21.1 gpm)
Pressure can be set between (factory setting) 120 and 280 bar (1,740 and 4,060 psi)	180 bar (2,610 psi)	180 bar (2,610 psi)	180 bar (2,610 psi)
Proportional hydraulic control of the attachment integrated into the right-hand joystick	•	•	•
<b>EXTRA AUXILIARY LINE (DIVERTED FROM OFFSET CYLINDER)</b>			
Maximum flow available	30 l/min (7.9 gpm)	30 l/min (7.9 gpm)	30 l/min (7.9 gpm)
Flow can be set via control panel (factory setting)	30 l/min (7.9 gpm)	30 l/min (7.9 gpm)	30 l/min (7.9 gpm)
Maximum pressure (fixed)	280 bar (4,060 psi)	280 bar (4,060 psi)	280 bar (4,060 psi)
Proportional hydraulic control of the attachment integrated into the right-hand joystick	(option)	(option)	(option)
<b>OTHER HYDRAULIC FUNCTIONS</b>			
The <b>cylinder coupling function</b> simultaneously combines the movements of the stick and intermediate boom cylinders to enable operation exactly like with a one-piece boom			
The <b>bucket direction inversion function</b> enables the operator to invert controls of the bucket cylinder with the right joystick to simulate the manoeuvring direction of a loader			
<b>UPPERFRAME</b>			
Full swing	360°	360°	360°
Slewing by hydraulic motor with automatic braking assured by discs equipped with anti-bounce pressure relief valve	•	•	•
Driven by internal crown slewing wheel	•	•	•
Swing speed	10 tr/min (10 rpm)	10 tr/min (10 rpm)	10 tr/min (10 rpm)
Swing torque	1330 daNm (9,800 ft.lbf)	1690 daNm (12,400 ft.lbf)	2500 daNm (18,440 ft.lbf)
<b>CAB</b>			
Extremely comfortable panoramic cab	ROPS and FOPS approved with guard		
Monocoque cab fastened to 4 spring posts	•	•	•
Front windshield partially or fully retractable	under the cab roof		
Seat can be set and adjusted to operator height and weight	•	•	•
Water heating system compliant with ISO 10263	•	•	•
Controls assisted by ergonomic, proportional joysticks	•	•	•
Dial display of fuel level and coolant temperature	•	•	•
Control panel including color screen	•	•	•
Rear storage area	•	•	•
Sound level in cab	78 db(A)	78 db(A)	78 db(A)

**NOTE: METRIC MEASUREMENTS ARE THE CRITICAL VALUES**

• 1 Litre = 0.26417 US Liquid Gallons • 1 Litre = 0.21997 Imperial Liquid Gallons

BOOMS AND DIPPERSTICK	6MCR	8MCR	10MCR
Mecalac variable kinematics consisting of 4 parts: boom, intermediate boom, offset and dipperstick	•	•	•
Right and left offset by hydraulic cylinder. System enabling all penetration force to be kept regardless of the angular position of the offset	•	•	•
Left offset	1382 mm (54 in)	1551 mm (61 in)	1775 mm (70 in)
Right offset	1820 mm (72 in)	1899 mm (75 in)	2034 mm (80 in)
Boom cylinder with shock absorber	•	•	•
Stick length	1650 mm (5'5")	1800 mm (5'11")	2025 mm (6'7")
<b>CONNECT</b> coupling system			
- Take up with automatic mechanical locking	•	•	•
- Detection of incorrect locking	•	•	•
- Hydraulically-controlled unlocking	•	•	•

### OPERATING MODES

**EXCAVATOR MODE** enables the machine to be operated like an excavator:

- Upperframe and dipperstick control with the left joystick
- Bucket and intermediate boom or boom control with the right joystick
- Travelling control using foot pedals

**COMPACT LOADER MODE** enables the machine to be operated like a tracked compact loader:

- Travelling and counter rotation with the left joystick
- Lifting (intermediate boom) and bucket control with the right joystick **optimálnímu výhledu**
- Swing "recovery" capability with the left joystick



### PRODUCTIVITY

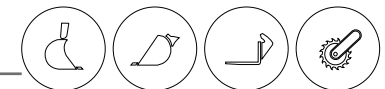
- Reversibility as standard, adapted to all attachments and to the four functions of our machines
- Simple pick-up of attachments, optimum visibility, in both directions
- Maintenance-free, no need for additional lubrication, reduced risks of failure
- The advantage of a compact and light coupler is used to enhance the bucket volume

### SAFETY

- Impossible for a bucket to drop, once lifted off the ground no matter if locked or not, regardless of the direction of the tool, a "hook" system prevents the bucket from falling. Integrated safety-valve in the cylinder
- Continuous detection of the cylinder position, "real time" measurement of the locking of the tool, associated with an acoustic warning signal in the cab
- Automatic hydraulic compensation of play by an over-dimensioned length of the cylinder rod
- Simple user interface, avoiding any risk of mis-operation

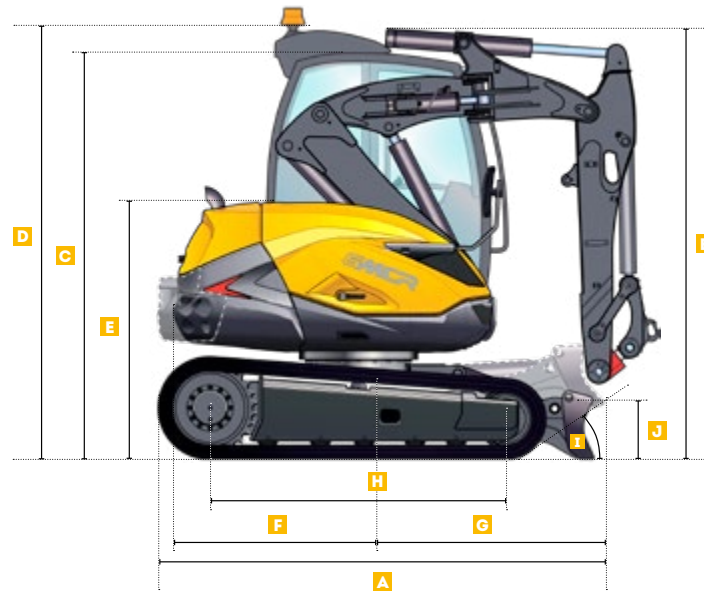
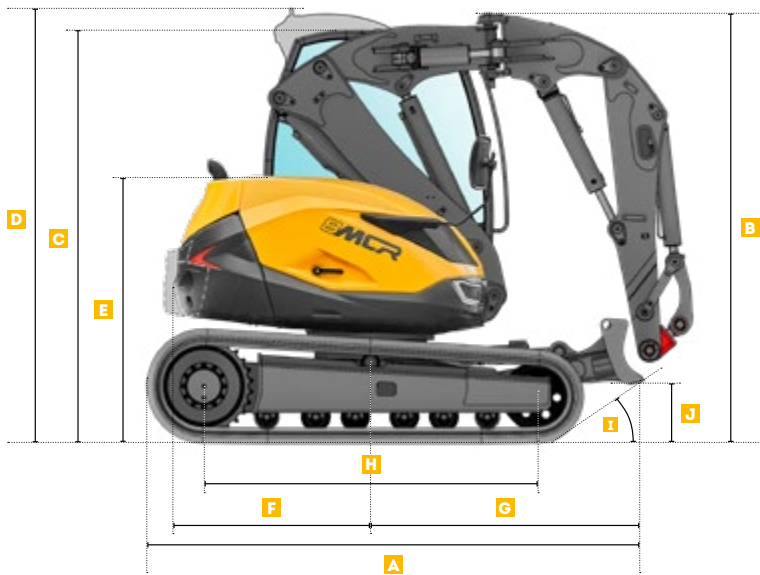
### RELIABILITY

- Use of 500 hb steel for the eyehooks, the steel used for the buckets is of the worldwide highest durability
- 100% Mecalac: the machine, quick-coupler and attachments: designed to work together. CONNECT is dedicated to Mecalac



# 6·8·10MCR

## DIMENSIONS



MACHINE DIMENSIONS	6MCR		8MCR	10MCR
	Mecalac versatile boom*	2-piece boom with offset		
<b>A</b> Overall length	2831 mm (9'3")		3129 mm (10'3")	3344 mm (10'11")
<b>B</b> Overall height	2660 mm (8'9")	2750 mm (9'0")	2900 mm (9'6")	3250 mm (10'8")
<b>C</b> Cab height (without boom/stick)	2623 mm (8'7")		2623 mm (8'7")	2708 mm (8'11")
<b>D</b> Cab height (without boom/stick, with AC)	2751 mm (9')		2751 mm (9')	2836 mm (9'3")
<b>E</b> Cover height	1640 mm (5'4")		1648 mm (5'5")	1760 mm (5'9")
<b>F</b> Rear overhang**	1180 mm (3'10")		1254 mm (4'1")	1385 mm (4'6")
<b>G</b> Front overhang (without boom/stick)	1561 mm (5'1")		1724 mm (5'8")	1858 mm (6'1")
<b>H</b> Tumbler distance (average length)	1880 mm (6'2")		2095 mm (6'11")	2270 mm (7'5")

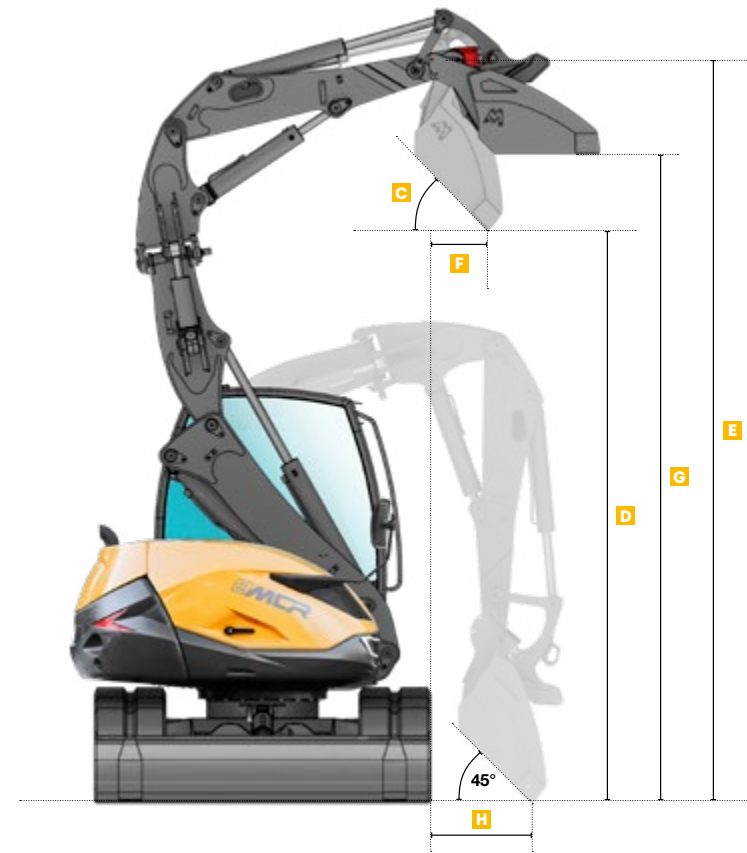
MACHINE DIMENSIONS	6MCR		8MCR	10MCR
	Mecalac versatile boom*	2-piece boom with offset		
<b>I</b> Crossing angle		33°	34°	39°
<b>J</b> Height with blade raised		360 mm (1'2")	374 mm (1'2")	470 mm (1'6")
<b>K</b> Ground clearance		300 mm (1')	300 mm (1')	340 mm (1'1")
<b>L</b> Width with tracks 400 mm (16in)		2030 mm (6'8")	2100 mm (6'10")	2300 mm (7'7")
<b>L</b> Width with tracks 450 mm (18in)		-	2100 mm (6'10")	2300 mm (7'7")
<b>M</b> Height below upperframe		710 mm (2'4")	710 mm (2'4")	760 mm (2'6")

\* with offset

\*\* For additional counterweight, add 100 mm (3.9in).



# 6.8.10MCR LOADING



## LOADER MODE, LOADING AND UNLOADING AT 45°, 3M (9'10") HIGH

MACHINE DIMENSIONS	6MCR		8MCR	10MCR
	Mecalac versatile boom*	2-piece boom with offset		
<b>A</b> Digging angle	35°	37°	37°	
<b>B</b> Front unloading distance	100 mm (0'4")	335 mm (1'1")	608 mm (1'12")	

LOADER PERFORMANCE	6MCR		8MCR	10MCR
	Mecalac versatile boom*	2-piece boom with offset		
Digging force	3320 daN (7,464 lbf)	2020 daN (4,608 lbf)	3650 daN (8,205 lbf)	4920 daN (11,060 lbf)

## UNLOADING AT MAXIMUM HEIGHT IN LOADER MODE AND AT GROUND LEVEL AT 45°

MACHINE DIMENSIONS	6MCR		8MCR	10MCR
	Mecalac versatile boom*	2-piece boom with offset		
<b>C</b> Unloading angle, maximum height	50°	44°	47°	
<b>D</b> Unloading maximum height	3120 mm (10'3")	3571 mm (11'8")	3728 mm (12'3")	
<b>E</b> Quick coupler pin: maximum height	4196 mm (13'9")	4636 mm (15'2")	4930 mm (16'2")	
<b>F</b> Lateral unloading distance	325 mm (1')	348 mm (1'2")	633 mm (2')	
<b>G</b> Height of the bucket, horizontal	3612 mm (11'10")	4051 mm (13'3")	4265 mm (13'12")	
<b>H</b> Minimum distance from crawler	610 mm (2')	550 mm (1'9")	630 mm (2')	1140 mm (3'9")

\* with offset



# 6·8·10MCR DIGGING



MACHINE DIMENSIONS	6MCR		8MCR	10MCR
	Mecalac versatile boom*	2-piece boom with offset		
<b>A</b> Outside dimension with maximum offset**	1128 mm (3'8")		1207 mm (3'11")	1304 mm (4'3")
<b>B</b> Maximum left offset	1382 mm (4'6")		1551 mm (5'1")	1775 mm (5'9")
<b>B'</b> Maximum right offset	1820 mm (5'12")		1899 mm (6'3")	2034 mm (6'8")
<b>C</b> Rear tail swing radius**	1180 mm (3'10")		1254 mm (4'1")	1385 mm (4'6")
<b>D</b> Front radius	1438 mm (4'8")	1360 mm (4'5")	1444 mm (4'9")	1881 mm (6'2")
<b>E</b> Turning circle**	2876 mm (9'5")	2720 mm (8'11")	2888 mm (9'5")	3762 mm (12'4")
<b>F</b> Height in folded position	4144 mm (13'7")	4270 mm (14'0")	4430 mm (14'6")	4890 mm (16'1")

\* with offset

\*\* for additional counterweight, add 100 mm (3.9in) to C and E values + 20 mm (0,78 in) to A value.

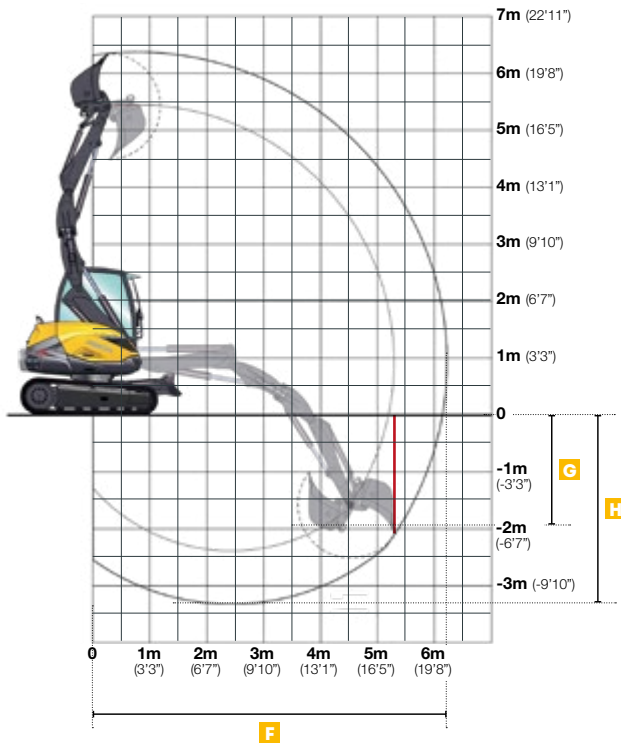
DIGGING PERFORMANCES	6MCR		8MCR	10MCR
	Mecalac versatile boom*	2-piece boom with offset		
Break-out force (max.)	4050 daN (9,100 lbf)		5100 daN (11,460 lbf)	6500 daN (14,600 lbf)
Penetration/Tear-out force (max.)	2400 daN (5,400 lbf)	3100 daN (6,970 lbf)	2700 daN (6,070 lbf)	3300 daN (7,400 lbf)

\* with offset



**6.8.10MCR**  
**DIGGING**

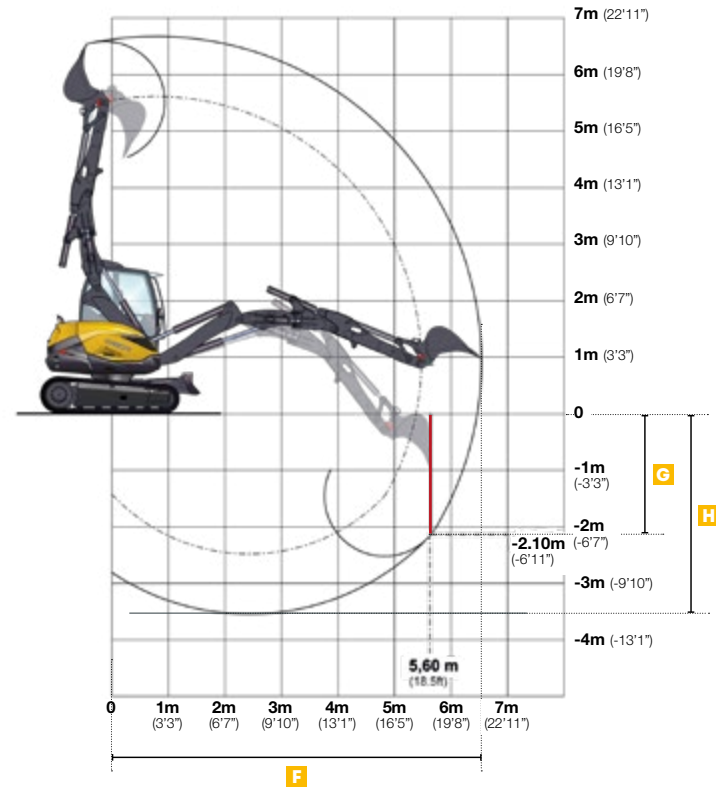
## 6MCR MECALAC VERSATILE BOOM\*



MACHINE DIMENSIONS		6MCR Mecalac versatile boom*
<b>F</b>	Maximum reach	6220 mm (20'5")
<b>G</b>	Vertical digging depth, maximum, with standard bucket	1940 mm (6'4")
<b>H</b>	Maximum digging depth	3300 mm (10'1")

\* with offset

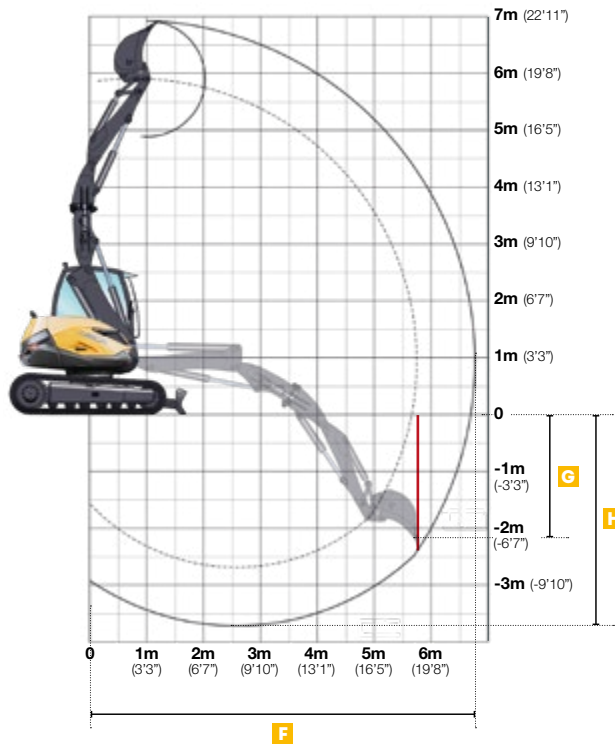
## 6MCR TWO-PIECE BOOM WITH OFFSET



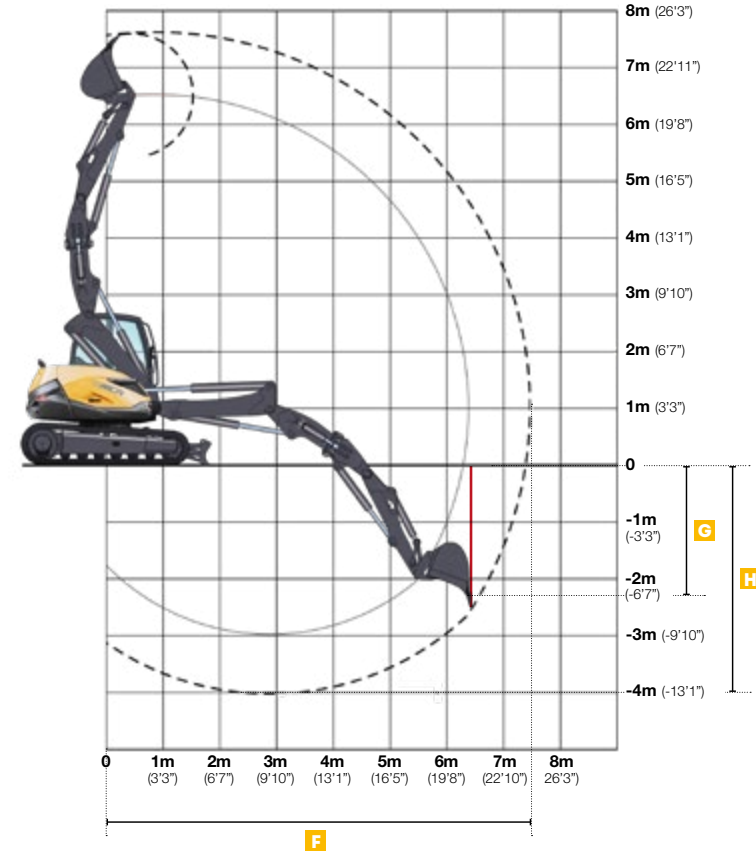
MACHINE DIMENSIONS		6MCR 2-piece boom with offset
<b>F</b>	Maximum reach	6400 mm (21'0")
<b>G</b>	Vertical digging depth, maximum, with standard bucket	2100 mm (6'11")
<b>H</b>	Maximum digging depth	3380 mm (11'1")



## 8MCR MECALAC VERSATILE BOOM\*



## 10MCR MECALAC VERSATILE BOOM\*



MACHINE DIMENSIONS	8MCR	10MCR
	Mecalac versatile boom*	Mecalac versatile boom*
<b>F</b> Maximum reach	6750 mm (22'1")	7500 mm (24'7")
<b>G</b> Vertical digging depth, maximum, with standard bucket	2160 mm (7'1")	2300 mm (7'6")
<b>H</b> Maximum digging depth	3700 mm (12'1")	4000 mm (13'1")

\* with offset

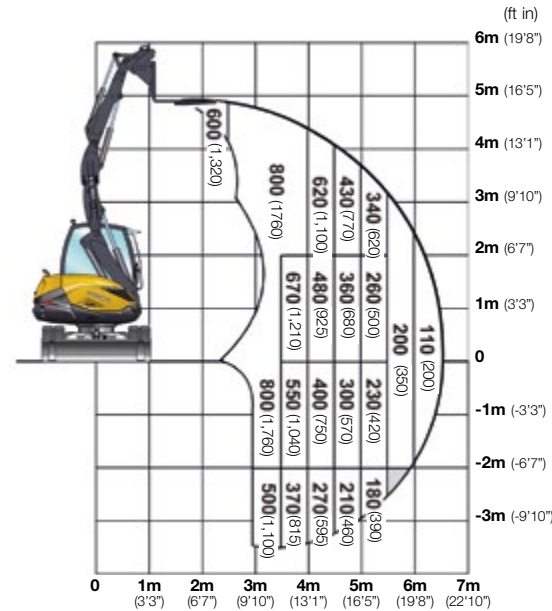
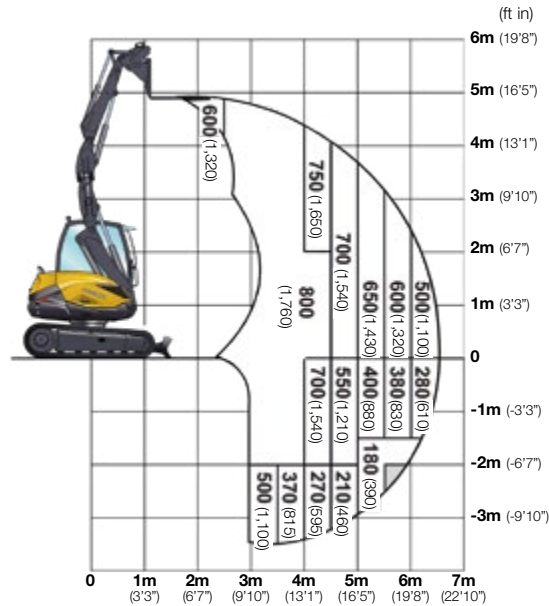




# 6MCR - HANDLING MECALAC VERSATILE BOOM\*

## LIFTING CAPACITIES WITH PALLET FORKS

All the weights are given in kg (lb) with CONNECT.



### WORKING CONDITIONS

- On crawler, blade on the ground
- On horizontal, compact ground
- Boom and stick used without offset
- Equipped with pallet forks
- Equipped with 4 safety valves

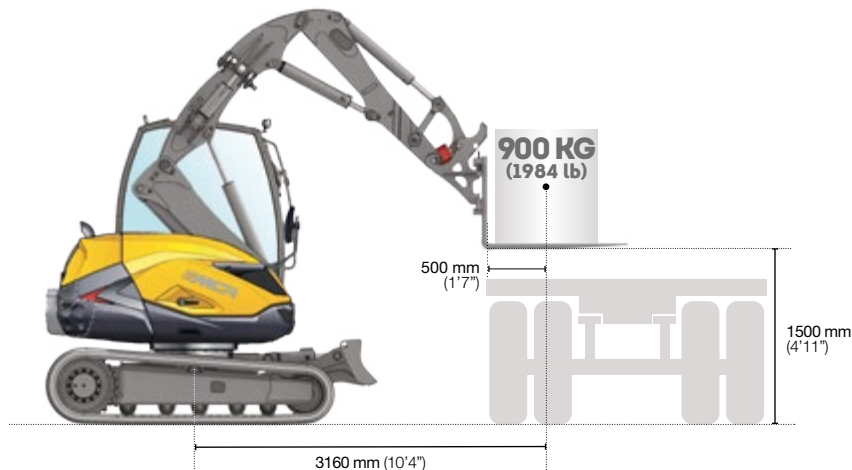
### ACCORDING TO ISO 10567

- Maximal 75% of the tipping load or 87% of the hydraulic capacity
- Maximum values determined for the most unfavorable position of the boom and cylinders

\* with offset

## LIFTING CAPACITIES WITH PALLET FORKS FROM 0 TO 1,5 M (5FT) HIGH

Boom and intermediate boom fully retracted, starting with pallet forks on the ground and lifting only with the adjustable boom (as a loader) with CONNECT.



All elements added to the end of the dipperstick must be taken into consideration when measuring the real lifting capacities in kg (lbs), particularly their positions and weights.

## LIFTING CAPACITIES WITH LOADING HOOK

All the weights are given in kg (lb) with CONNECT.

	2M (7 ft)	3M (10 ft)	4.5M (15 ft)	5.5M (18 ft)
3.5M (12 ft)	-	1750 (3,860)	1750 (3,860)	1220 (2,690) 790* (1,740)
3M (10 ft)	-	2020 (4,450)	1800 (3,970)	1540 (3,395) 790* (1,740)
1.5M (5 ft)	3000 (6,610)	3000 (6,610)	2680 (5,910)	1910* (4,210) 1660 (3,660) 800* (1,760)
0M	3000 (6,610)	3000 (6,600)	3000 (6,610)	1830* (4,030) 1630 (3,590) 730* (1,610)
-1.5M (5 ft)	3000 (6,610)	3000 (6,610)	2860 (6,300)	1560* (3,440) 1400 (3,090) 650* (1,430)
-2.5M (8 ft)	3000 (6,610)	3000 (6,610)	1650 (3,640)	1480 (3,260)



Working in longitudinal position on blade side



Working over the side or at 360°

### WORKING CONDITIONS

- On crawler, blade on the ground
- On horizontal, compact ground
- Boom and stick used without offset
- Without tools (bucket, shovel...) with loading hook of 3t (6,613 lbs)
- Maximal 75% of the tipping load or 87% of the hydraulic capacity
- Maximum values determined for optimal position of the boom and cylinders

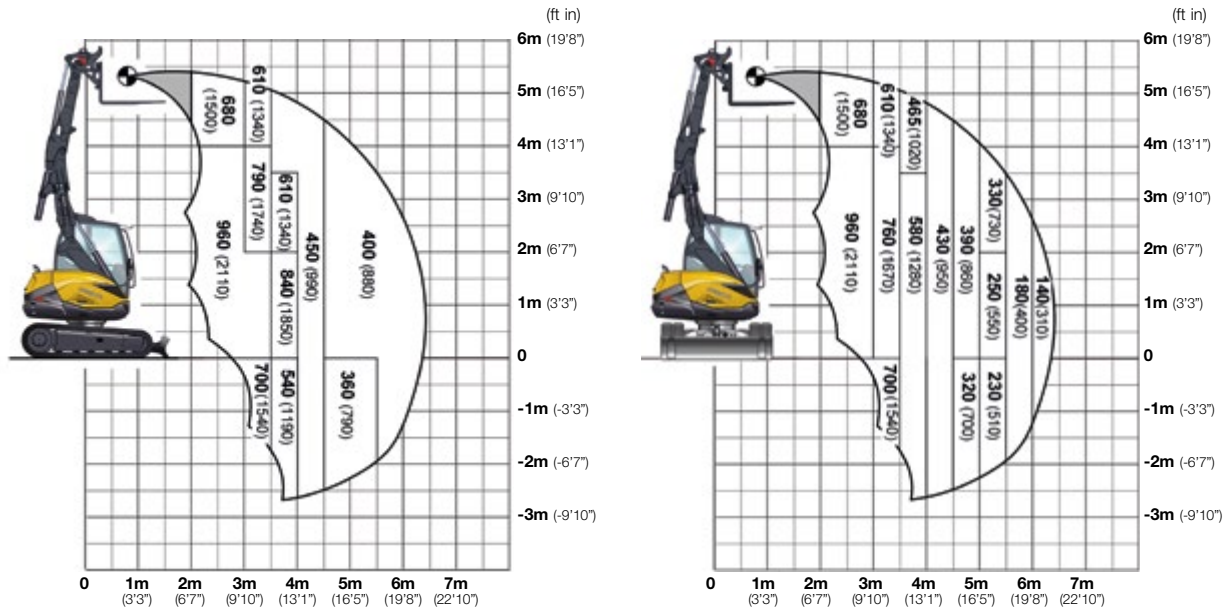
The lifting capabilities shown with an asterisk (\*) are limited by the tipping load that can be lifted. Other values are limited by the hydraulic capabilities or capability of the loading hook. The weight of the chain sling, bucket and other auxiliary lifting devices must be deducted from the nominal load to determine the load which can be lifted.



# 6MCR - HANDLING TWO-PIECE BOOM WITH OFFSET

## LIFTING CAPACITIES WITH PALLET FORKS

All the weights are given in kg (lb) with CONNECT.



### WORKING CONDITIONS

- On crawler, blade on the ground
- On horizontal, compact ground
- Boom and stick used without offset
- Equipped with pallet forks
- Equipped with 4 safety valves

### ACCORDING TO ISO 10567

- Maximal 75% of the tipping load or 87% of the hydraulic capacity
- Maximum values determined for the most unfavorable position of the boom and cylinders

## LIFTING CAPACITIES WITH LOADING HOOK

All the weights are given in kg (lb) with CONNECT.

	2M (7 ft)		3M (10 ft)		4.5M (15 ft)		5.5M (18 ft)	
<b>3.5M (12 ft)</b>	1970 (4,343)	1970 (4,343)	1940 (4,276)	1810 (3,990)	1190 (2,623)	760* (1,675*)	-	-
<b>3M (10 ft)</b>	-	2050 (4,519)	2040 (4,497)	1830 (4,034)	1470 (3,241)	820* (1,808*)	-	-
<b>1.5M (5 ft)</b>	2610 (5,754)	3550 (7,826)	2660 (5,864)	1770 (3,902)	1590 (3,505)	800* (1,763*)	1020 (2,249)	490 (1,080)
<b>0 M</b>	5450 (12,015)	3370 (7,429)	2890 (6,371)	1650 (3,637)	1500 (3,307)	720* (1,587*)	770 (1,697)	450 (992)
<b>-1.5M (5 ft)</b>	4950 (10,913)	2880 (6,349)	2470 (5,445)	1360 (2,998)	910 (2,006)	640* (1,411*)	-	-
<b>-2.5M (8 ft)</b>	2420 (5,335)	2420 (5,335)	1220 (2,689)	1220 (2,689)	-	-	-	-

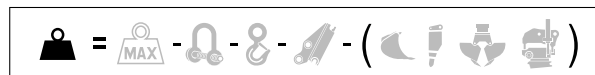
Working in longitudinal position on blade side

Working over the side or at 360°

### WORKING CONDITIONS

- On crawler, blade on the ground
- On horizontal, compact ground
- Boom and stick used without offset
- Without tools (bucket, shovel...) with loading hook of 3t (6,613lb)
- Maximal 75% of the tipping load or 87% of the hydraulic capacity
- Maximum values determined for optimal position of the boom and cylinders

The lifting capabilities shown with an asterisk (\*) are limited by the tipping load that can be lifted. Other values are limited by the hydraulic capabilities or capability of the loading hook. The weight of the chain sling, bucket and other auxiliary lifting devices must be deducted from the nominal load to determine the load which can be lifted.



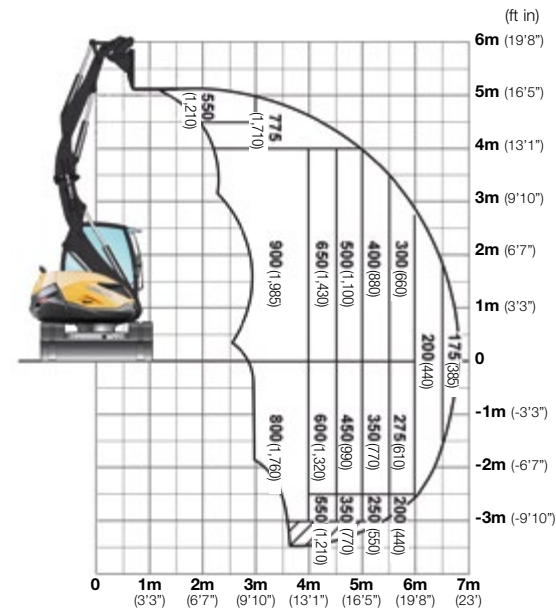
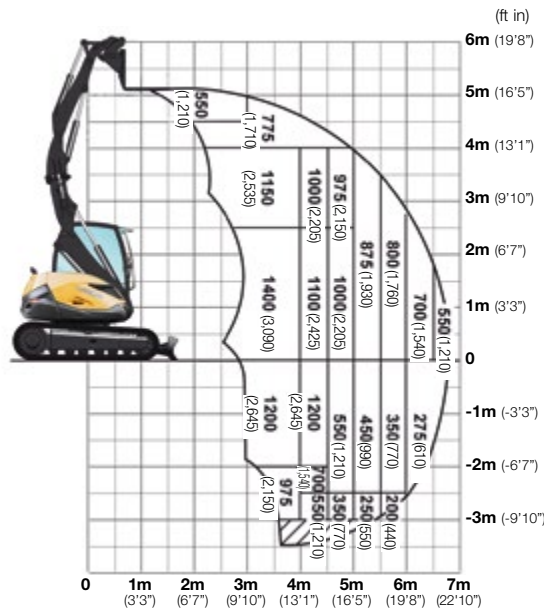
All elements added to the end of the dipperstick must be taken into consideration when measuring the real lifting capacities in kg (lbs), particularly their positions and weights.



# 8MCR - HANDLING MECALAC VERSATILE BOOM\*

## LIFTING CAPACITIES WITH PALLET FORKS

All the weights are given in kg (lb) with CONNECT.



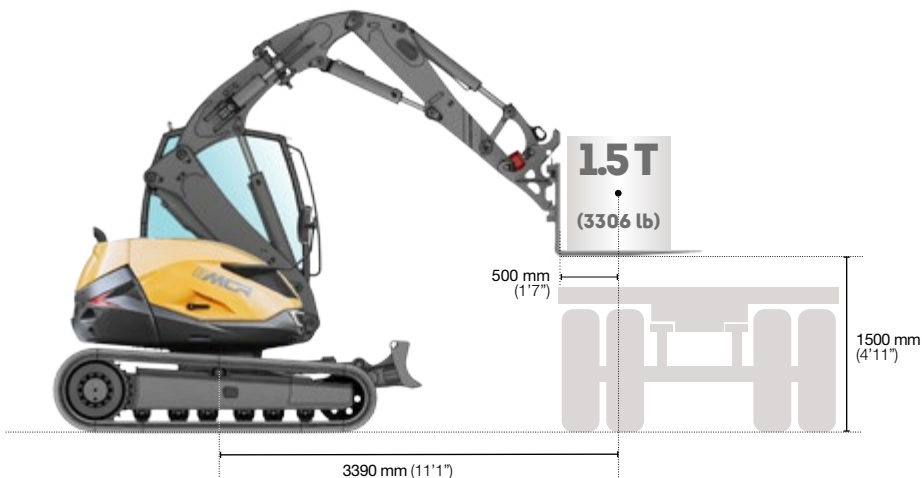
- WORKING CONDITIONS**
- On crawler, blade on the ground
  - On horizontal, compact ground
  - Boom and stick used without offset
  - Equipped with pallet forks
  - Equipped with 4 safety valves

- ACCORDING TO ISO 10567**
- Maximal 75% of the tipping load or 87% of the hydraulic capacity
  - Maximum values determined for the most unfavorable position of the boom and cylinders

\* with offset

## LIFTING CAPACITIES WITH PALLET FORKS FROM 0 TO 1,5 M (5FT) HIGH

Boom and intermediate boom fully retracted, starting with pallet forks on the ground and lifting only with the adjustable boom (as a loader) with CONNECT.



## LIFTING CAPACITIES WITH LOADING HOOK

All the weights are given in kg (lb) with CONNECT.

	2M (7 ft)		3M (10 ft)		4.5M (15 ft)		6M (20 ft)	
<b>5M (16 ft)</b>	3000 (6,610)	3000 (6,610)	2600 (5,730)	2600 (5,730)	-	-	-	-
<b>3M (10 ft)</b>	2600 (5,730)	2600 (5,730)	2600 (5,730)	2600 (5,730)	1850 (4,080)	1100 (2,420)	1400 (3,090)	600* (1,320*)
<b>1.5M (5 ft)</b>	3000 (6,610)	3000 (6,610)	3000 (6,610)	2600* (5,730*)	2150 (4,740)	1050 (2,310)	1400 (3,090)	600* (1,320*)
<b>0 M</b>	3000 (6,610)	3000 (6,610)	3000 (6,610)	2500* (5,510*)	2100 (4,630)	1050 (2,310)	1200 (2,650)	550* (1,210*)
<b>-1M (-3 ft)</b>	3000 (6,610)	3000 (6,610)	3000 (6,610)	2400* (5,290*)	2000 (4,410)	950 (2,100)	1000 (2,200)	500* (1,100*)
<b>-2M (-7 ft)</b>	3000 (6,610)	3000* (6,610*)	3000 (6,610)	2100* (4,630*)	1900 (4,190)	900 (1,980)	800 (1,760)	500* (1,100*)
<b>-3M (-10 ft)</b>	3000 (6,610)	3000 (6,610)	3000 (6,610)	1900* (4,190*)	850 (1,870)	800 (1,760)	-	-

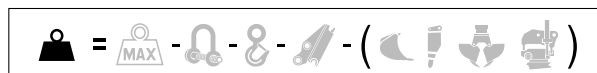
Working in longitudinal position on blade side

Working over the side or at 360°

## WORKING CONDITIONS

- On crawler, blade on the ground
- On horizontal, compact ground
- Boom and stick used without offset
- Without tools (bucket, shovel...) with loading hook of 3t (6,613lb)
- Maximal 75% of the tipping load or 87% of the hydraulic capacity
- Maximum values determined for optimal position of the boom and cylinders

The lifting capabilities shown with an asterisk (\*) are limited by the tipping load that can be lifted. Other values are limited by the hydraulic capabilities or capability of the loading hook. The weight of the chain sling, bucket and other auxiliary lifting devices must be deducted from the nominal load to determine the load which can be lifted.



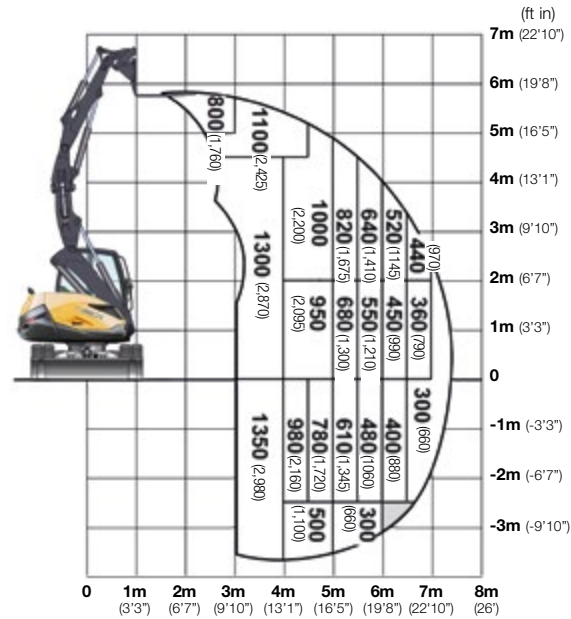
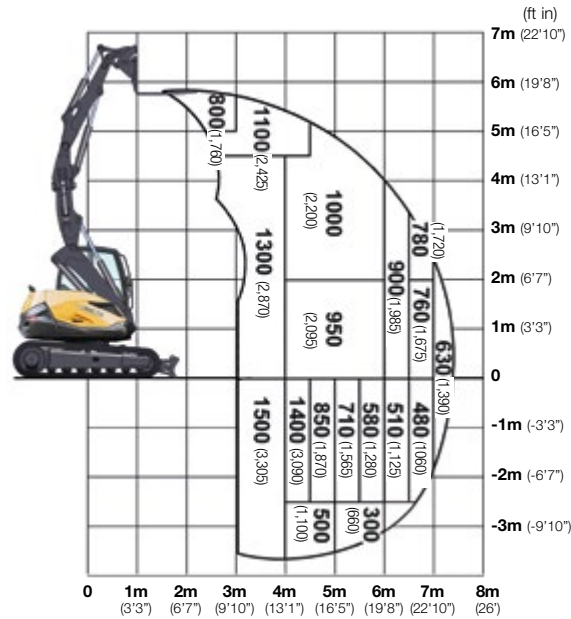
All elements added to the end of the dipperstick must be taken into consideration when measuring the real lifting capacities in kg (lbs), particularly their positions and weights.



# 10MCR - HANDLING MECALAC VERSATILE BOOM\*

## LIFTING CAPACITIES WITH PALLET FORKS

All the weights are given in kg (lb) with CONNECT.



### WORKING CONDITIONS

- On crawler, blade on the ground
- On horizontal, compact ground
- Boom and stick used without offset
- Equipped with pallet forks
- Equipped with 4 safety valves

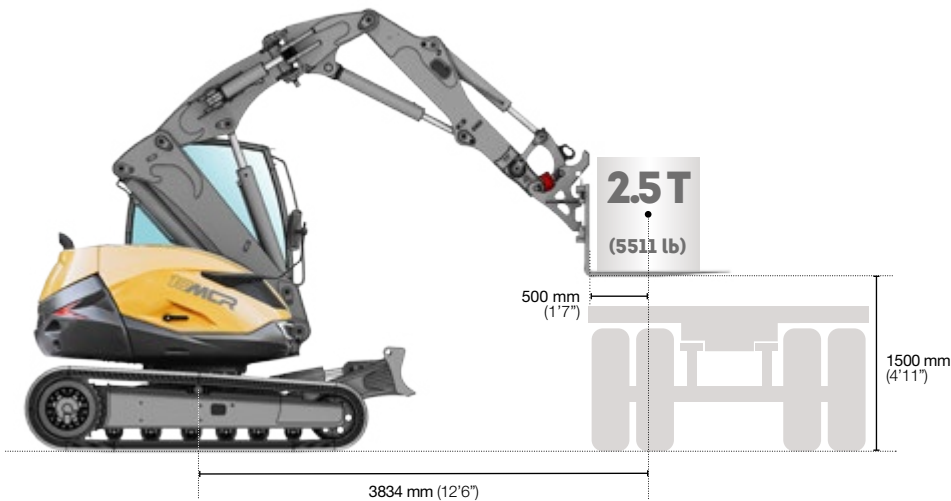
### ACCORDING TO ISO 10567

- Maximal 75% of the tipping load or 87% of the hydraulic capacity
- Maximum values determined for the most unfavorable position of the boom and cylinders

\* with offset

## LIFTING CAPACITIES WITH PALLET FORKS FROM 0 TO 1,5 M (5FT) HIGH

Boom and intermediate boom fully retracted, starting with pallet forks on the ground and lifting only with the adjustable boom (as a loader) with CONNECT.



## LIFTING CAPACITIES WITH LOADING HOOK

All the weights are given in kg (lb) with CONNECT.

	2M (7 ft)	3M (10 ft)	4.5M (15 ft)	6M (20 ft)
<b>3M (10 ft)</b>	-	3830 (8,440)	3830 (8,440)	2870 (6,330)
<b>1.5M (5 ft)</b>	-	4000 (8,820)	4000 (8,820)	3050 (6,720)
<b>0 M</b>	4000 (8,820)	4000 (8,820)	3910* (8,620*)	3060 (6,750)
<b>-1.5M (-5 ft)</b>	4000 (8,820)	4000 (8,820)	2390* (5,270*)	2390* (5,270*)
<b>-3M (-10 ft)</b>	4000 (8,820)	4000 (8,820)	2630 (5,800)	2630* (5,800*)



Working in longitudinal position on blade side



Working over the side or at 360°

### WORKING CONDITIONS

- On crawler, blade on the ground
- On horizontal, compact ground
- Boom and stick used without offset
- Without tools (bucket, shovel...) with loading hook of 4t (8,818lb)
- Maximal 75% of the tipping load or 87% of the hydraulic capacity
- Maximum values determined for optimal position of the boom and cylinders

The lifting capabilities shown with an asterisk (\*) are limited by the tipping load that can be lifted. Other values are limited by the hydraulic capabilities or capability of the loading hook. The weight of the chain sling, bucket and other auxiliary lifting devices must be deducted from the nominal load to determine the load which can be lifted.

All elements added to the end of the dipperstick must be taken into consideration when measuring the real lifting capacities in kg (lbs), particularly their positions and weights.

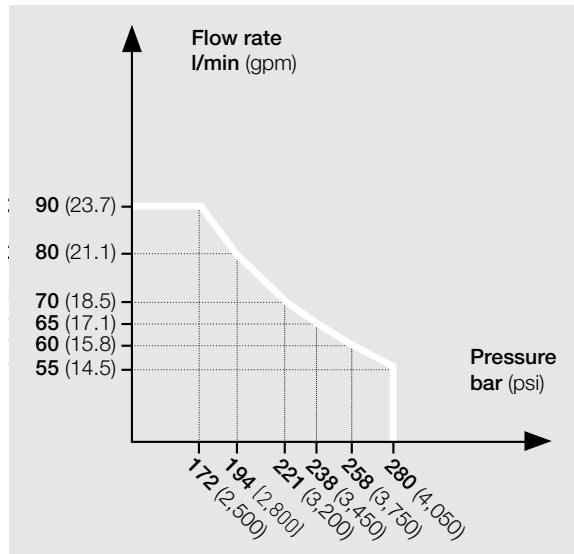


**NOTE**  
METRIC MEASUREMENTS ARE THE CRITICAL VALUES

- 1 Litre = 0.26417 US Liquid Gallons
- 1 Litre = 0.21997 Imperial Liquid Gallons

## 6MCR

**FLOW RATE / PRESSURE AUXILIARY 1 (PROPORTIONAL)**

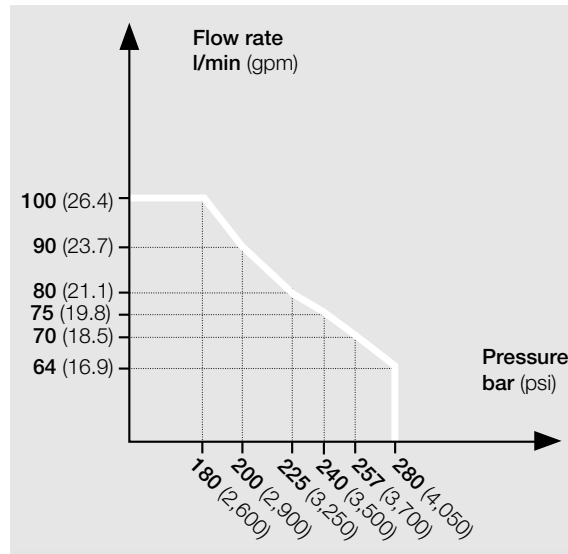


AUXILIARY LINE 2	DATA
Offset cylinder diverted (clamshell rotation)	
Flow rate maximum	30 l/min (7.9 gpm)
Pressure	280 bar (4,050 psi)
Controls	Proportional as option

AUXILIARY LINE 3	DATA
Bucket cylinder diverted (clamshell function)	
Flow rate maximum	80 l/min (21.1 gpm)
Pressure maximum	280 bar (4,050 psi)

## 8MCR

**FLOW RATE / PRESSURE AUXILIARY 1 (PROPORTIONAL)**

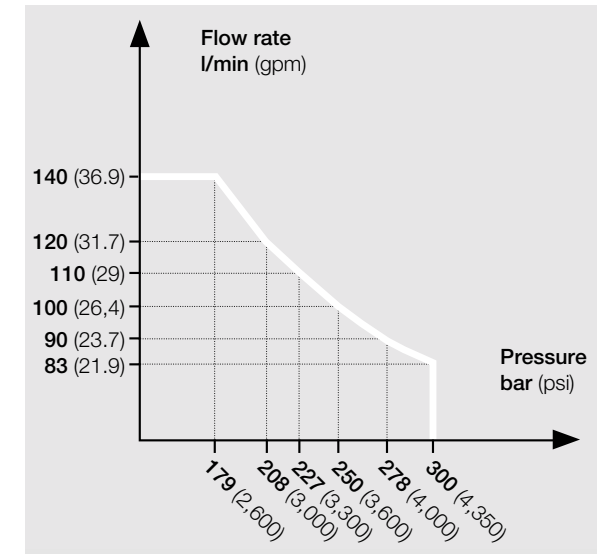


AUXILIARY LINE 2	DATA
Offset cylinder diverted (clamshell rotation)	
Flow rate maximum	30 l/min (7.9 gpm)
Pressure	280 bar (4,050 psi)
Controls	Proportional as option

AUXILIARY LINE 3	DATA
Bucket cylinder diverted (clamshell function)	
Flow rate maximum	80 l/min (21.1 gpm)
Pressure maximum	280 bar (4,050 psi)

## 10MCR

**FLOW RATE / PRESSURE AUXILIARY 1 (PROPORTIONAL)**




AUXILIARY LINE 2	DATA
Offset cylinder diverted (clamshell rotation)	
Flow rate maximum	30 l/min (7.9 gpm)
Pressure	300 bar (4,350 psi)
Controls	Proportional as option

AUXILIARY LINE 3	DATA
Bucket cylinder diverted (clamshell function)	
Flow rate maximum	120 l/min (31.7 gpm)
Pressure maximum	300 bar (4,350 psi)







**MECALAC FRANCE S.A.S.**  
2, avenue du Pré de Challes  
Parc des Glaisins – CS 40230  
Annecy-le-Vieux  
FR - 74942 Annecy Cedex  
Tel. +33 (0)4 50 64 01 63

**MECALAC BAUMASCHINEN  
GMBH**  
Am Friedrichsbrunnen  
D-24782 Búdelsdorf  
Tel. +49(0) 4331 351 0

**MECALAC CONSTRUCTION  
EQUIPMENT UK LTD**  
Unit 1, Mallory Way  
Gallagher Business Park  
Coventry, CV6 6PB, UK  
Tel. +44 (0)24 7633 9400

**MECALAC İŞ MAKİNELERİ  
SAN. VE TİC. LTD. ŞTİ.**  
Ege Serbest Bölgesi  
Zafer SB Mahallesi Gündüz Sokak No:17/1  
35410, Gaziemir - İzmir - TÜRKİYE  
Tel. +90 232 220 11 15



[WWW.MECALAC.COM](http://WWW.MECALAC.COM)