

HX1000AL

CRAWLER EXCAVATOR



Gross Power
469 kW (629 hp) at 2000 rpm

Bucket Capacity
5.4 ~ 6.8 m³

Operating Weight
97900 kg


HYUNDAI
CONSTRUCTION EQUIPMENT

READY TO CHALLENGE ON PERFORMANCE AND EFFICIENCY

Introducing the HD Hyundai HX1000A L, a new A-Series crawler excavator designed for high performance at a low cost of ownership. Equipped with a new Perkins engine this machine is the most powerful in its class and along with the highest total hydraulic flow, it delivers unmatched performance and incredible fuel efficiency. For superior versatility, advanced technologies allow you to customise the machine to your working conditions with different power and working modes, plus boom and swing priority. The HX1000A L is truly ready to challenge.

New powerful engine

The new Perkins Stage V engine is the most powerful engine in its class with high pressure fuel injectors, a twin-scroll wastegate turbocharger and electronic control. It delivers a powerful 629 hp (469 kW) at just 2,000 rpm.



The Perkins engine meets the strictest environmental emission regulations in the world including a 60% reduction in Particulate Matter (PM).

Extremely fuel efficient

A combined exhaust after-treatment system, with Selective Catalytic Reduction (SCR), a Diesel Oxidation Catalyst (DOC) and a Diesel Particulate Filter (DPF) ensure that the HX1000A L is as fuel efficient as possible.

Smart power control

This system automatically adjusts engine power and hydraulic output to improve fuel efficiency and reduce emissions.

Engine auto-shut-off

Shuts down the engine after the machine has been idling for a specified time. The operator can set the delay time before shut-off via the touchscreen.

Closed-centre hydraulic system

Pairing this advanced feature with the EPOS Controller ensures optimal hydraulic flow allocation, minimising fuel usage and reducing operating costs.



Smart power control

Dynamic power management

The HX1000A L boasts many advanced fuel saving technologies.

- An automatic travel speed range selection as standard optimises fuel usage.
- A one-touch deceleration button immediately reduces engine speed to low idle.
- Auto-idling starts 4 seconds after all controls are returned to neutral, helping reduce fuel consumption and noise levels in the cab.
- The operator can choose between 4 power modes and 4 working modes for optimum performance in all conditions.

Boom and arm regeneration

This intelligent system uses gravity to lower the boom and arm without the need for additional pump usage, significantly reducing fuel consumption and minimising wear on the machine.

2 bucket cylinder spools

Another innovative design that allows quicker cycle times and increased overall efficiency.

The highest total hydraulic flow in its product category

This advanced feature ensures the rapid loading of dump trucks, leading to substantial reductions in overall ownership costs.

Construction configuration

Next to the mining & quarrying setup, we also offer the HX1000A L in a construction configuration to align better with your projects. The new set-up comes with a longer boom and arm tailored for heavy construction assignments.



READY TO CHALLENGE ON COMFORT

The new HX1000A L offers the ultimate in comfort and control. It boasts the quietest cabin in its category, while modern ergonomic design and cutting-edge features help minimise fatigue and maximise productivity. A premium heated seat featuring air suspension provides maximum support, while our new suspension system is engineered to minimise vibrations and shocks for a smooth and stable ride. On top of all that, an intuitive 8-inch smart touch screen places complete control at your fingertips.



📈 Ergonomically designed pedals

The travel pedals have been placed in the middle and angled to relieve pressure on ankles and joints and help reduce operator fatigue.



📱 Smart Touch screen

A big 8" display provides seamless menu browsing. Effortlessly access power and hydraulic settings as well as the machine status, while staying connected with Bluetooth connectivity.



📱 Jog shuttle switch

HD Hyundai's innovative jog shuttle switch offers quick and easy management of all machine functions.

📱 Fingertip control

The proportional thumb switches on the joysticks can be mounted horizontally or vertically for optimal control of hydraulic attachments.

❄️ The lowest internal noise in its class

Enjoy a quieter cabin for long productive hours spent working.

Cabin suspension

The cab's innovative suspension absorbs shocks and vibrations much more effectively than a conventional silent block system.

Smart key

Unlock a new level of convenience with the smart key. Easily locate your machine with the search function and activate the coming/ leaving home light for added safety. Effortlessly control access and start the engine with the touch of a button.

READY TO CHALLENGE ON DURABILITY

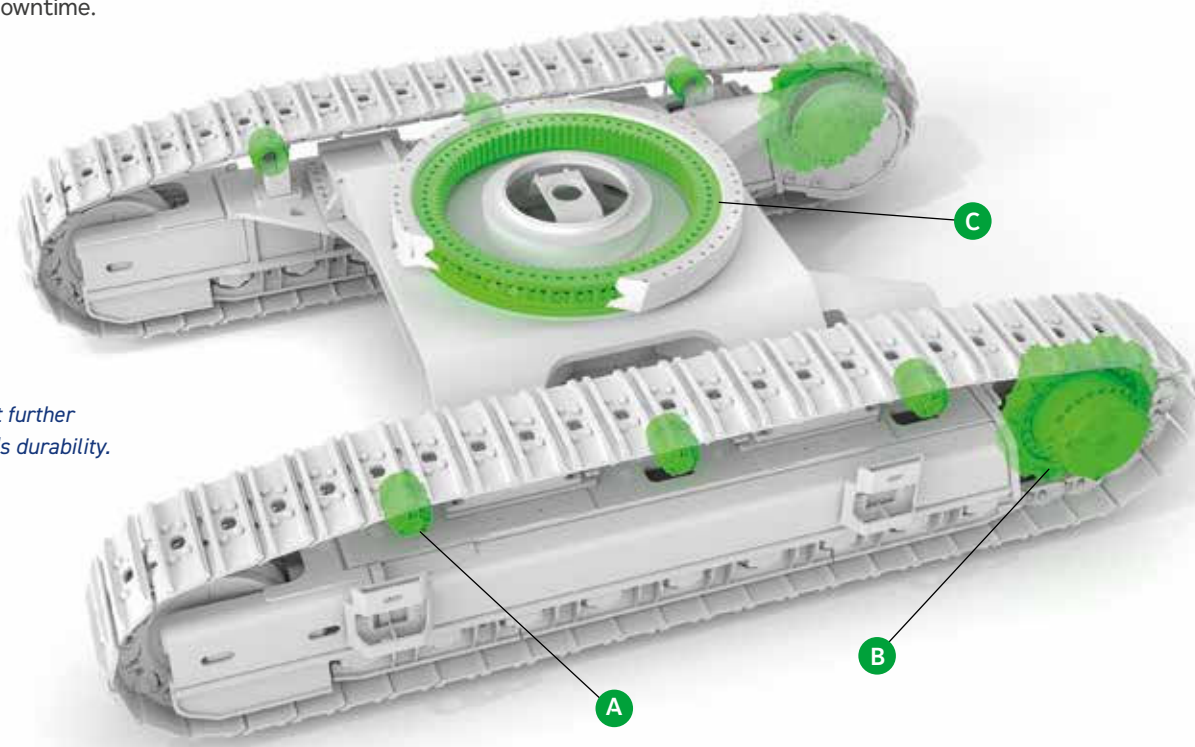
The new HX1000A L has been designed and built to last. Quality components from leading suppliers ensure reliable performance, while our automatic greasing system delivers superior wear-resistance and enhanced component protection. A new undercarriage is perfectly suited for heavy work using bigger parts and more steel.

New highly durable undercarriage

The design of the HX1000A L's undercarriage is perfectly suited for heavy work using bigger parts and more steel. A heavy-duty crossed roller swing bearing can handle more weight and force to reduce your downtime.

Quality-proven main components

Manufactured with the finest quality main components customized precisely for large equipment, this new machine offers best-in-class power and durability.



Our heavy-duty sprocket further increases your machine's durability.



The larger rollers in the newly upgraded undercarriage account for superior performance and longevity.



The heavy duty sprocket increases durability for an extended equipment lifespan.



Robust heavy duty swing bearing design for increased load capacity and reduced downtime.

Tough buckets for the toughest jobs

HD Hyundai heavy-duty buckets are designed to work in the toughest environments such as mining and quarrying. They are manufactured using the highest strength steel and abrasion resistance materials for maximum durability and long life. Our exceptional quality buckets have also been shaped for easy filling and higher productivity. With a high-grade lip plate and other key performance features, they are the perfect companion attachment for HD Hyundai excavators.



Structure

HYUNDAI offers a whole new structure designed specifically for mining operations, keeping your excavator running at all times in rugged harsh environments.

Heavy-duty boom and arm

The HX1000A L has been designed specifically for mining, quarrying and mass excavation, ensuring a longer lifetime, greater uptime and lower TCO.

Cylinder guards **OPTION**

New cylinder guards are available for the boom and bucket to provide increased protection. They help shield the hydraulic cylinders from damage caused by harsh working conditions.



READY TO CHALLENGE ON SAFETY

Experience unparalleled peace of mind on every job site with the new HX1000A L. It features a 360° AVM system, providing operators with an uninterrupted view for a safer work environment. Our commitment to complete safety is evidenced throughout from the moment you step in, with anti-slip steps and platforms complemented by powerful LED lighting. The machine is also equipped with guard rails on the upper structure, ensuring enhanced safety when servicing or making daily checks.



360° AVM system

Our cutting-edge system ensures a safe environment for both operator and people working around the machine, providing a clear 360° view.

Emergency engine stop switch

A manual engine stop switch located behind the seat can be used in emergencies. It can also be reached from outside the cabin.

Powerful LED Lighting

LED lighting makes working safer in low-light environments.

Seat belt warning alarm

If the seat belt is not buckled when the ignition key is turned, an alarm is triggered in intervals along with a continuous visual alert. This emphasises our priority for operator safety.

Guard rails on upper structure

Enjoy a safe working environment on top of the machine and when servicing.

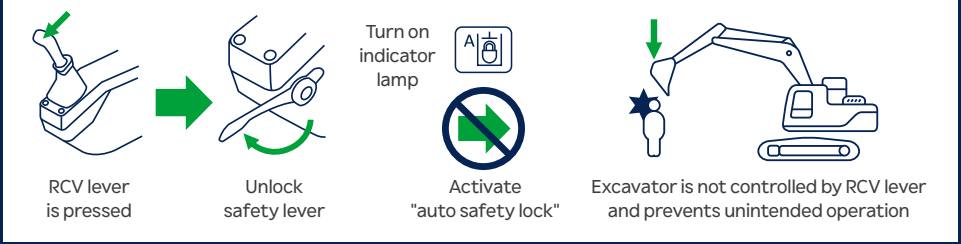
Anti-slip steps and platforms

Ensuring safe entry and exit of the machine and peace of mind working on all sides of the machine.



Activate Auto Safety Check

The Auto Safety Lock prevents unintended operation due to the excavator not being controlled solely by the RCV lever.



READY TO CHALLENGE ON SERVICEABILITY

HD Hyundai excavators are renowned for their superior serviceability and the new HX1000A L is no different. A centralised fuel filtration system increases engine life and allows easier access for inspection and maintenance, while a walkway on both sides of the machine provides a safe working environment close to the engine parts, increasing service speed and safety.

Adaptable ventilator

Our newly designed ventilator adapts to the oil temperature, turning less when cold and more when hot for greater efficiency and durability.

Centralised fuel filtration system

The water separator, pre-fuel filter and main filter are grouped together to increase durability and engine life. It also allows easier access for inspection and maintenance.

Automatic greasing system

To maximise equipment longevity, our automatic greasing system delivers superior wear-resistance and enhanced component protection.

Easy to clean cab

Speed up the cleaning of your cab thanks to a handy air compressor.

Hi MATE

It's convenient, easy and valuable. Hi MATE, Hyundai's remote management system, utilises GPS-satellite technology to provide customers with the highest level of service and product support available.

Increase productivity

By providing information such as service hours, idle time and fuel consumption, Hi MATE saves you money and improves productivity. Service alerts enable better maintenance planning.

API

The Hi MATE API offers a comprehensive data set from your machine, delivered in an open format for effortless integration into your own telematics system. This seamless connection optimizes efficiency and enhances your machine monitoring.

Monitor your machines

Hi MATE's real-time location information allows convenient monitoring of your equipment via the Hi MATE website or mobile app.

Mobile fleet app

Our Mobile Fleet app provides all the information you need to run your fleet efficiently and economically.

Improve Security

Protect your equipment from theft or unauthorised usage. Hi MATE's geofencing alerts notify you automatically when a machine leaves a predetermined zone.



HCE-DT Air connects you and your equipment wirelessly via smartphone and laptop right on site.

Keeping you covered

Hyundai genuine parts and accessories are designed to keep your machine running at optimum performance, providing increased uptime, comfort and productivity. Our 13000m² European Parts Warehouse guarantees 24-hour delivery across our dealer network.

Hyundai Standard and Extended Warranty Programmes are also available, providing peace of mind and giving you full control over your operating costs.



QUICK
SERVICING FOR
MAXIMUM
UPTIME

HX1000A L

SPECIFICATIONS

SPECIFICATIONS	HX1000A L
ENGINE	
Maker / Model	Perkins
Model	2806J
Number of cylinders	6
Rated Power (SAE J1995)	629 hp (469 kW) at 2000 rpm
Max Torque (SAE J1995)	2951 Nm (301.1 kgf.m) @ 1300 rpm
Piston displacement	18.1 L
Bore and stroke	145 mm x 183 mm
Starter	9.0 kW (24 V, 12 hp)
Battery	2 x 12 V, 200 AH
Alternator	24 V, 115 A
Air cleaner	Double element air cleaner with 2-stage filtration
HYDRAULIC SYSTEM	
Main pumps	3 x 523 L/min
Pilot pump	60 L/min
WORKING PRESSURE	
Boom/arm/bucket (normal mode)	367 kg/cm²
Travel	375 kg/cm²
Swing	300 kg/cm²
Pilot	204 kg/cm²
UNDERCARRIAGE	
Upper rollers (each track)	3
Lower rollers (each track)	9
Number of shoes (links per side)	51

NOTE: Where applicable, dimensions are in accordance with Society of Automotive Engineers (SAE) and ISO standards. Specifications and design are subject to change without notice. All dimensions are given for HYUNDAI excavators equipped with standard tracks and the standard front as listed. Pictures of HYUNDAI excavators may show other than standard equipment. HYUNDAI equipment is manufactured with a Quality Management System that is in compliance with ISO 9001:2008.

SPECIFICATIONS	HX1000A L	
SWING MECHANISM		
Swing speed	0 – 6.3 rpm	
Swing torque	39330 kgf m	
DRIVE SYSTEM		
Travel speed (low – high)	2.6 – 4.3 km/h	
Traction force max. (drawbar pull)	78700 kgf	
Max. grade (limited by engine)	35° (70%)	
ENVIRONMENT		
Sound level (2000/14/EC)	109 dB (A)	
Cabin sound level (ISO 6396)	71 dB (A)	
REFILL CAPACITIES		
Fuel tank	1138 L	
DEF tank	47 L	
Cooling system (radiator capacity)	105.1 L	
Engine oil (with filler)	65 L	
Swing drive	2 x 8 L	
Final drive (each side)	20 L	
Hydraulic system	881 L	
Hydraulic tank	533 L	
HYDRAULIC CYLINDERS		
Boom (2) bore x rod diameter x stroke	215 mm x 150 mm x 1905 mm	
Arm (1) bore x rod diameter x stroke	240 mm x 170 mm x 2020 mm	
Bucket (1) bore x rod diameter x stroke	STD	ME*
	210 mm x 145 mm x 1530 mm	225 mm x 160 mm x 1530 mm
AIR CONDITIONING		
The air conditioning system contains fluorinated greenhouse gas refrigerant R134a (Global Warming Potential = 1430). The system contains 0.90 kg of refrigerant representing a CO ₂ equivalent of 1.287 metric tonnes.		

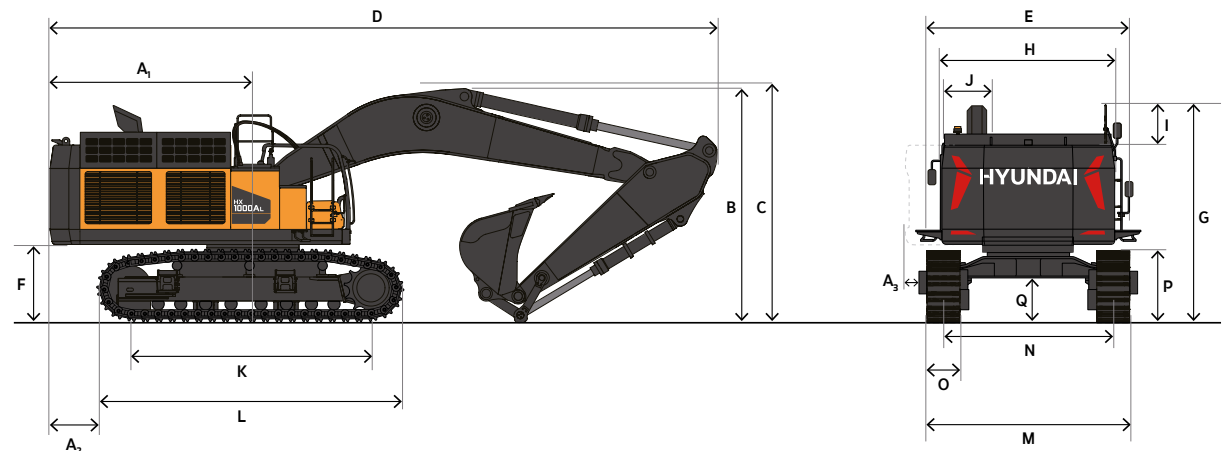
*ME: Mass Excavation arm

The piston rods and cylinder bodies are made of high-strength steel.
A shock-absorbing mechanism is fitted in all cylinders to ensure shock-free operation and extended piston life.

HX1000A L

DIMENSIONS

HX1000A L



Unit : mm

	Boom length	8400	7250
	Arm length	3750	2900
	Bucket type (SAE)	5.4 m³	6.8 m³
	Track type	Retractable	
A¹	Tail swing radius	4620	
A²	Tail swing overhang (rear)	1395	
A³	Tail swing overhang (side)	without step	2465
		with step	2319
B	Shipping height (boom)	5450	5090
C	Shipping height (hose)	5550	5150
D	Shipping length	14550	13800
E	Shipping width (with step)	3982	
F	Counterweight clearance*	1560	

G	Cabin height		3615		
H	Upper structure width	without catwalks	3410		
		with catwalks	4450		
I	Cabin height above house		-		
J	Cabin width		1010		
K	Tumbler distance		5100		
L	Overall track length		6341		
M	Undercarriage width (without step)**	retracted	3690		
		extended	4450		
	Undercarriage width (with step)**	retracted	3982		
		extended	4742		
N	Track gauge (extended)		3550		
O	Track shoe width		650	750	900
P	Track height		1452		
Q	Ground clearance*		860		

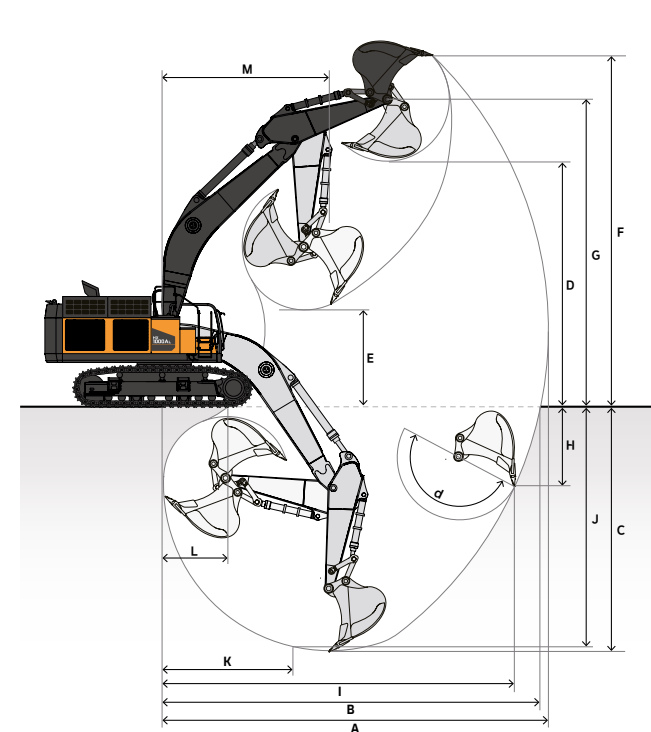
*Without grouser

**With 900 mm track shoe width

HX1000A L

WORKING RANGE

HX1000A L



Unit : mm

Boom Length		8400	7250
Arm Length		3750	2900
Bucket type (SAE, PCSA)		5.4 m ³	6.8 m ³
Track type		Retractable	
A	Max. Digging Reach	14275	12430
B	Max. Digging Reach on Ground	14000	12110
C	Max. Digging Depth	8795	7260
D	Max. Loading Height	9440	8100
E	Min. Loading Height	4210	3910
F	Max. Digging Height	13840	12425
G	Max. bucket pin height	11862	10515
H	Max. vertical wall depth	4470	2695
I	Max. radius vertical	12265	10995
J	Max. depth to 8' line	8665	7110
K	Min. radius to 8' line	5290	4410
L	Min. digging reach	3365	1970
M	Min. swing radius	6295	5345
Bucket angle (deg)		143.8°	145.3°

MACHINE WEIGHT AND GROUND PRESSURE

Boom (mm)	Arm (mm)	Bucket (m ³ SAE)	Operating weight (kg)			Ground pressure (kg/cm ²)		
			650 mm shoes	750 mm shoes	900 mm shoes	650 mm shoes	750 mm shoes	900 mm shoes
8400	3750	5.4	98200	98800	100200	1.38	1.20	1.01
7250	2900	6.8	97900	98500	100000	1.37	1.19	1.01

* incl. 12.7 ton standard counterweight

HX1000A L

BUCKET SELECTION GUIDE & DIGGING FORCE

BUCKETS

HD Hyundai buckets

Our heavy-duty buckets are the perfect fit for the HX1000A L and are purpose designed for mass excavation in tough applications such as mining and quarrying.

Key features & benefits:

- Made using high strength steel.
- High abrasion resistance.
- High grade lip plate for greater durability.
- Shaped for easy filling and high productivity.

Capacity (m ³)		Bucket width (mm)	Weight (kg)	Tooth (EA)	7250 mm boom	8400 mm boom
CECE	SAE				2900 mm arm	3750 mm arm
4.9	5.4	1940	5214	5	●	▲
6.1	6.8	2320	5723	5	■	X

- Applicable for materials with density of 2100 kg/m³ or less
- Applicable for materials with density of 1800 kg/m³ or less
- Applicable for materials with density of 1500 kg/m³ or less
- ▲ Applicable for materials with density of 1200 kg/m³ or less
- X Not Recommended

DIGGING FORCE

Boom	Length	mm	8400	7250
Arm	Length	mm	3750	2900
Bucket Digging Force	SAE	kN	392.3	439.5
		kg	40000	44800
	ISO	kN	421.3	472.9
		kg	42960	48200
Arm Crowd Force	SAE	kN	355.2	395.2
		kg	36220	40300
	ISO	kN	360.2	400.1
		kg	36730	40800











HX1000A L

LIFTING CAPACITY

 Rating over-front  Rating over-side or 360 degrees

HX1000A

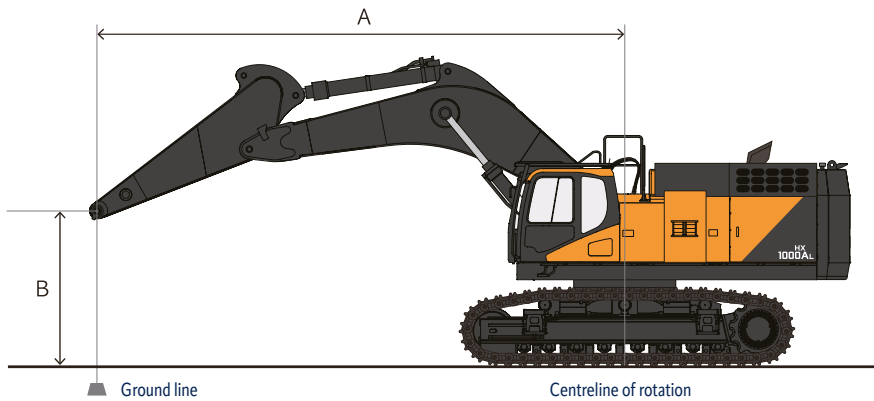
Boom: 7250 mm, Arm: 2900 mm, Counterweight: 12700 kg, 650 mm Double Grouser, Bucket: None, Unit: kg

Lift-point height m		Lift-point radius								At max. Reach		
		4.5 m		6.0 m		7.5 m		9.0 m		Capacity		Reach
												m
10.5 m	kg									*19980	*19980	6.40
9.0 m	kg					*21160	*21160			*17950	*17950	7.90
7.5 m	kg					*21360	*21360			*17120	*17120	8.91
6.0 m	kg			*26690	*26690	*22770	*22770	*20630	20130	*16940	*16940	9.57
4.5 m	kg			*30620	*30620	*24730	*24730	*21480	19550	*17250	16610	9.96
3.0 m	kg			*34060	*34060	*26630	24750	*22420	18930	*18060	15890	10.10
1.5 m	kg			*35830	33020	*27900	23880	*23050	18420	*19470	1580	10.02
0.0 m	kg			*35760	32460	*28140	23390	*22940	18120	*20800	16380	9.70
-1.5 m	kg	*43150	*43150	*34020	32430	*27040	23280	*21420	18170	*20890	17860	9.13
-3.0 m	kg	*37870	*37870	*30360	*30360	*23910	23620			*20570	*20570	8.23
-4.5 m	kg	*29380	*29380	*23410						*19020	*19020	6.89

A Distance from center of rotation

B Height

NOTE: Lifting capacities are in compliance with SAE 1097 and ISO 10567. Machine in lifting mode with power boost turned on. Load point is the end of the arm. Rated loads shown do not exceed 75% of minimum tipping loads or 87% of hydraulic capacities. Rated loads marked with an asterisk (*) are limited by hydraulic capacities. The least stable position is over the side. The total mass of machine includes the mass of the boom, arm, counterweight, all operating fluids and 75 kg operator. Caution: please be aware of the local regulations and instructions for lifting operations.















HX1000A L

LIFTING CAPACITY

 Rating over-front  Rating over-side or 360 degrees

HX1000A

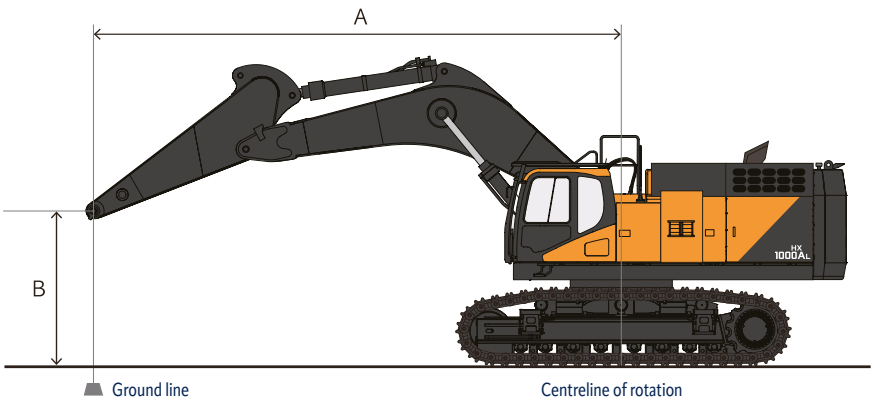
Boom: 8400 mm, Arm: 3750mm, Counterweight: 12700 kg, 900mm Double Grouser, Bucket: None, Unit: kg

Liftpoint height m		Liftpoint radius										At max. Reach		
		4.5 m		6.0 m		7.5 m		9.0 m		10.5 m		Capacity		Reach
														m
10.5 m	kg							*15250	*15250			*14630	*14630	9.06
9.0 m	kg							*17950	*17950			*13900	*13900	10.17
7.5 m	kg					*20710	*20710	*18470	*18470	*17010	15970	*13630	*13630	10.96
6.0 m	kg					*22520	*22520	*19410	*19410	*17350	15620	*13670	13270	11.50
4.5 m	kg					*24490	*24490	*20480	19280	*17860	15130	*14000	12380	11.83
3.0 m	kg					*26090	24010	*21410	18440	*18300	14630	*14640	11910	11.95
1.5 m	kg					*26880	22990	*21920	17750	*18470	1420	*15630	1180	11.88
0.0 m	kg					*26680	22380	*21800	17290	*18160	1390	*15670	12060	11.62
-1.5 m	kg			*31290	31040	*25460	22150	*20880	17080	*17090	1380	*15370	12770	11.14
-3.0 m	kg	*33040	*33040	*28040	*28040	*23160	22240	*18910	17150			*14810	14120	10.43
-4.5 m	kg	*27130	*27130	*23420	*23420	*19410	*19410	*15180	*15180			*13700	*13700	9.41
-6.0 m	kg			*16640	*16640	*13050	*13050					*11340	*11340	7.98

A Distance from center of rotation

B Height

NOTE: Lifting capacities are in compliance with SAE 1097 and ISO 10567. Machine in lifting mode with power boost turned on. Load point is the end of the arm. Rated loads shown do not exceed 75% of minimum tipping loads or 87% of hydraulic capacities. Rated loads marked with an asterisk (*) are limited by hydraulic capacities. The least stable position is over the side. The total mass of machine includes the mass of the boom, arm, counterweight, all operating fluids and 75 kg operator. Caution: please be aware of the local regulations and instructions for lifting operations.



HX1000A L

STANDARD/OPTIONAL EQUIPMENT

MEMO

ENGINE	STD/OPT
Perkins 2806J	
Perkins 2806J	●
Stage V compliant	●
Turbo, waste gate (WGT)	●
Air-to-air intercooler	●
Selective catalyst reduction (SCR)	●
Diesel oxidation catalyst (DOC)	●
Diesel particulate filter (DPF)	●
Three-stage air cleaner	●
Cyclonic pre-filter & 2 filter elements	●
HYDRAULIC SYSTEM	STD/OPT
Pilot-operated control valves	●
Pattern control change valve	●
Removable counterweight system	●
Variable-speed hydraulic cooling fan	●
Axial piston swing motors	□
Auxiliary hydraulics, one- & two-way piping with pedal	□
Auxiliary hydraulics, rotate piping	□
Quick coupler piping	□
Adjustable auxiliary flow & pressure, 10 presets	□
Intelligent floating boom	●
Breaker return filter	●
Boom & arm lock valves	●
Boom & arm flow regeneration	●
Straight travel	□
CONTROLS	STD/OPT
Proportional control for auxiliary hydraulics,	□
Roll switch on both joysticks	□
Limp home mode control switch	●
Auto idle control system, one-touch deceleration	●
Button on joystick	●
Engine speed control dial	●
Advanced mechatronics with power mode control system	●
Power modes (P+, P, S, E)	●
Work modes (excavating, lifting, breaker, shear)	●
Jog dial display control	●
Electronic Power Optimizing System (EPOS)	●
Cross-sensing pump control	●
ELECTRICAL	STD/OPT
System voltage – 24 V	●
2 x 12 V batteries, 200 AH reserve capacity	●
Main circuit breaker	●
Power sockets – 12 V & 24 V	●
Electrical remote box with spare fuses & spare relays	●
LED lights: machine (2), boom (2)	●
Light, work (LED): 8	●
Rotating beacon (LED)	□
Overload warning alarm	●
Hour meter	●
Engine restart prevention system	●
Side view & rearview camera with LED lamps (3)	●
360° all-around view camera	●
Laptop service port	□
Self-diagnostics system	●
Smart key (remote ignition key)	●
Emergency stop switch	●
Swing alarm	●
Travel alarm	●
Lower window wiper	●

CAB	STD/OPT
Steel, all-weather & sound-suppressed	●
Vandalism guard hooks	□
Viscous mount with spring reinforcement	●
Front window with wiper	●
Tinted safety glass	●
Skylight top hatch with sun screen	●
Pull-up type top front window	●
Removable lower front window with storage behind seat	●
Adjustable sliding side door window	●
Defrost, front window	●
Seat	
Height adjustable panels	●
Sliding control console	●
Fully automatic HVAC with ambient temperature sensor	●
8" multi-function LCD interactive display monitor	●
Digital Bluetooth® audio broadcasting MP3 radio with cell phone integration	●
Audio control panel on/off switch	●
Control volume	●
Channel select	●
Antenna, roof-mounted	●
Emergency breakout tool	●
Cup holder	●
Shoe case	●
Coat hanger	●
Rain shield	●
FOG protection (top)	□
FOG protection (top and front)	□
UNDERCARRIAGE	STD/OPT
Track guards & chains with adjusters	●
Full track guard	□
Track rollers, upper	3
Track rollers, lower	9
Shoes, double grouser – 650 mm	●
Shoes, double grouser – 750 mm	□
Shoes, double grouser – 900 mm	□
COUNTERWEIGHT	STD/OPT
Fixed counterweight 12.7 ton	●
Removeable counterweight 11.3 ton	□
OTHER	STD/OPT
Automatic lubrication	□
Handrails & service platforms	●
Skid-resistant steps & service platforms, upper deck	●
HYUNDAI Fleet Management 5-year subscription	●
Air compressor	□

- Standard
- Optional
- Not available

* Standard and optional equipment may vary. Contact your Hyundai dealer for more information. The machine may vary according to International standards.

* The photos may include attachments and optional equipment that are not available in your area.

* Materials and specifications are subject to change without advance notice.

HYUNDAI



HD Hyundai Construction Equipment Europe nv, Hyundailaan 4,
3980 Tessenderlo-Ham, Belgium . Tel: +32 (0) 14 56 22 00

Specifications and design are subject to change without notice.
Pictures of HD Hyundai Construction Equipment Europe products may
show other than standard equipment.



Scan to find out more
about this product.

READY TO CHANGE YOUR WORLD?

Contact your HD Hyundai dealer.
hyundai-ce.eu/en/dealer-locator